

Instructions for USING THE WALLET




The Wallet function is launched since TimeStope version 1.1

If you are still using the previous 1.0.x version, please upgrade to version 1.1.

Instructions for **USING THE WALLET**

- Tap on the first wallet icon on the bottom left side.





Time consists of **fTime** (Flying Time) created per hour, **sTime** (sendable Time) is converted to a tradable form through Stopping, **gTime** (gameable Time) is converted for using in Game, and TimeToken is converted into a tradable form on Blockchain through Tokenizing.

fTime is created every hour by the witness and one's invitees, which can be converted into usable assets after passed the KYC.

You can convert fTime to sTime once a week through the Stopping.

sTime can be converted to gTime for in-game use through Exchange or into TimeToken for using on Blockchain through Tokenizing.

sTime can be transacted through Time Wallet, gTime can be used in Game (3rd party) and Time Token can be traded through Blockchain.



The Wallet Menu is divided into:
Stoping, sTime, Exchange, Tokening and Token.


STOPING

Stoping is the process of converting the accumulated valid Time and the Time received from the KYC-verified invitees into a tradable form.

Stoping is a very important process, assets acquired with forged ID document can be checked at any time and will be confiscated if the asset has not been traded.

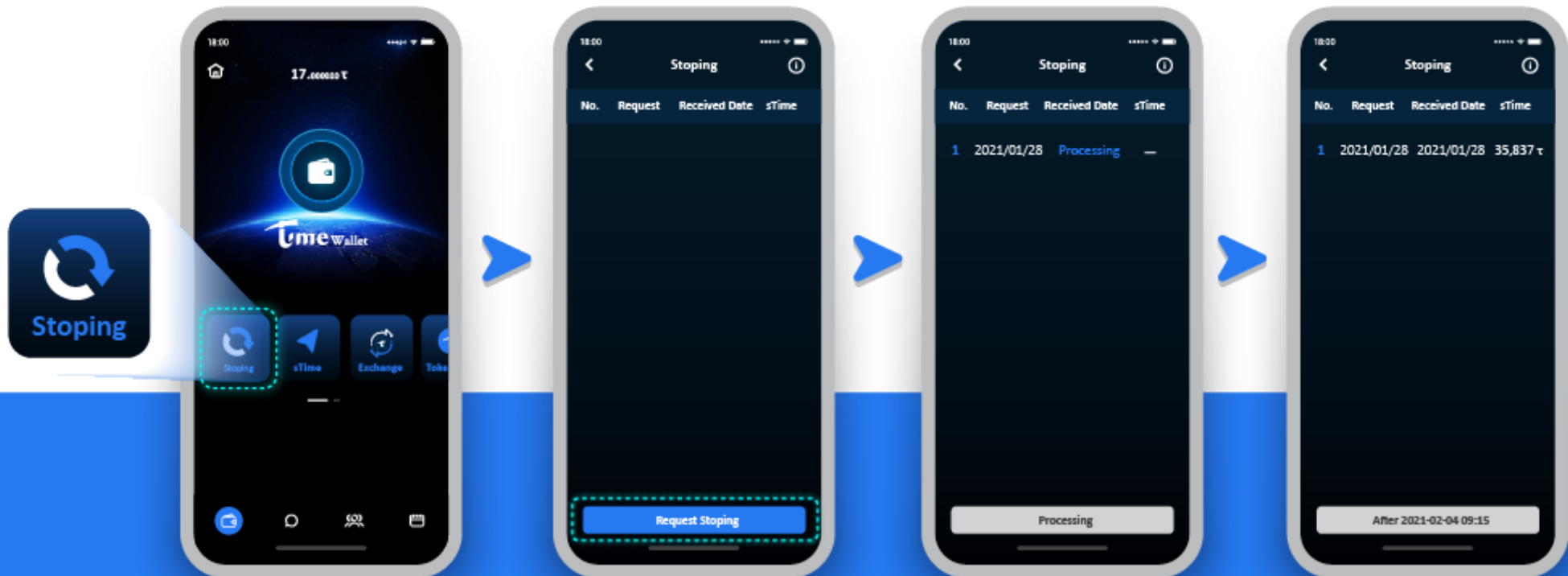
Assets that have been traded will not be confiscated. In other words, assets that have been previously traded will be secured. However, if it is detected that the participant has illegal acts, the assets corresponding to the amount of Time that was illegally traded will be deleted.

Assets created through Stoping are tradable for others except yourself.



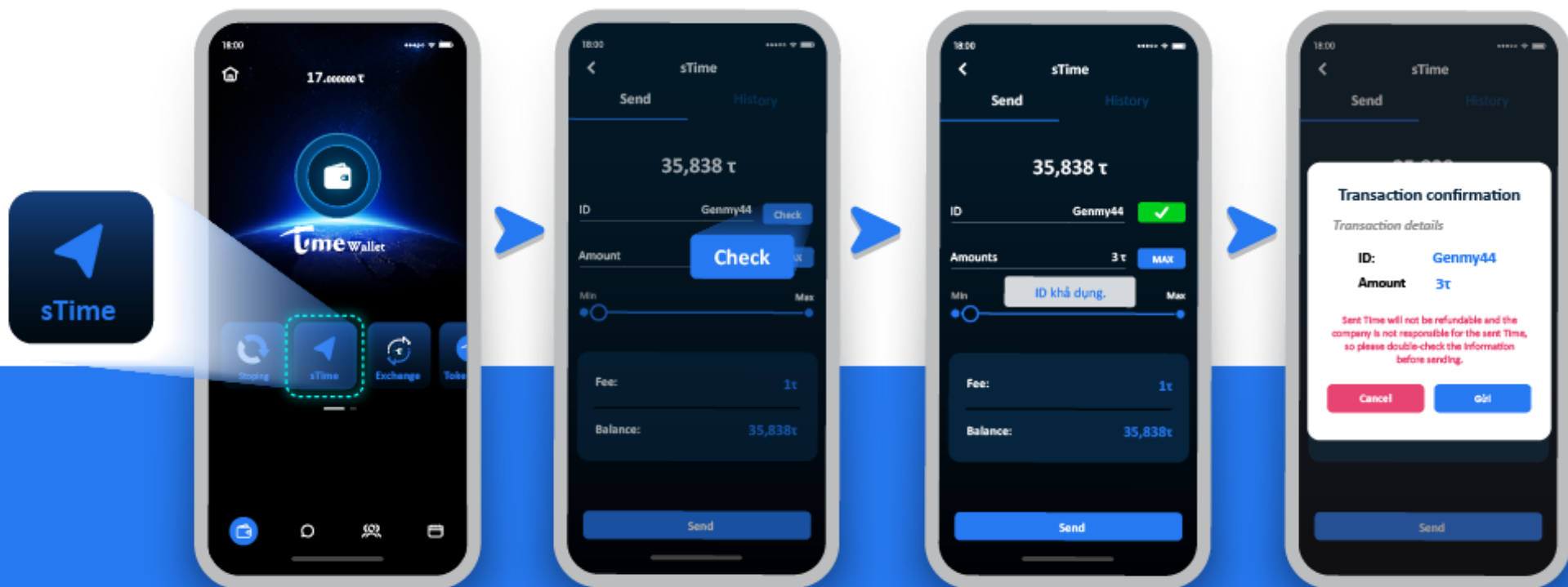
HOW TO REQUEST STOPING

When Stoping is available, the Request Stoping button will light up. Click the button to activate the process. If request successfully, the request details will be added to the list and shown as Processing. If request fails, you can request again after 24 hours. After completing of Stoping, further requests can be made 7 days since the completed time.



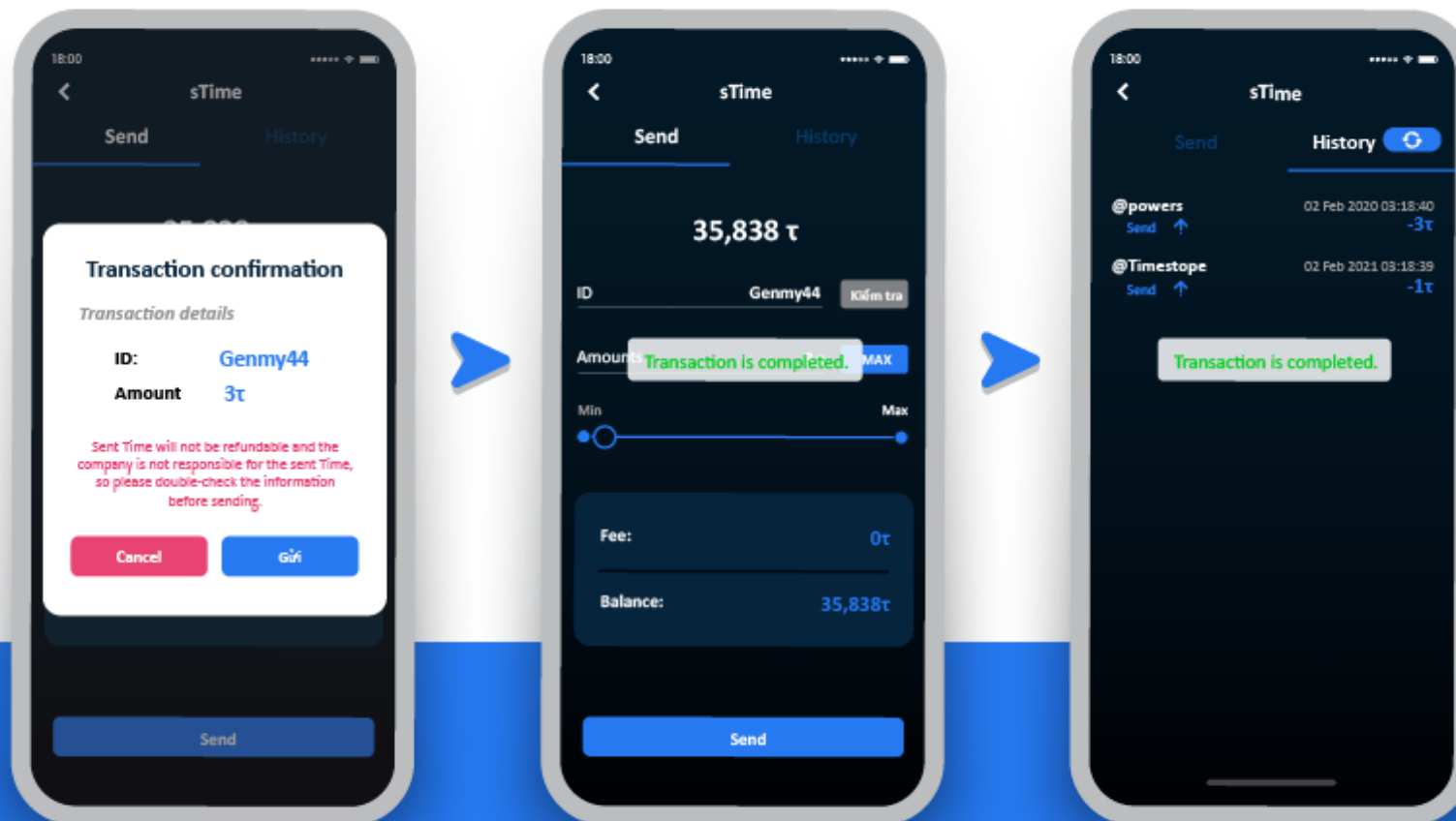
STIME TRANSFER GUIDE

Check your sTime balance. After entering the received ID, please click the Check button. The least transaction amount is 1 TIME. The fee for every transaction is 1 TIME regardless of the amount of TIME. When you click the Send button, the confirmation window will appear for you to check all entered information again. After checked, click Send, the process will be carried out, confirmation message will appear.



STIME TRANSFER GUIDE

Click View History to view sent and received history.





MAX TRANSFER A YEAR

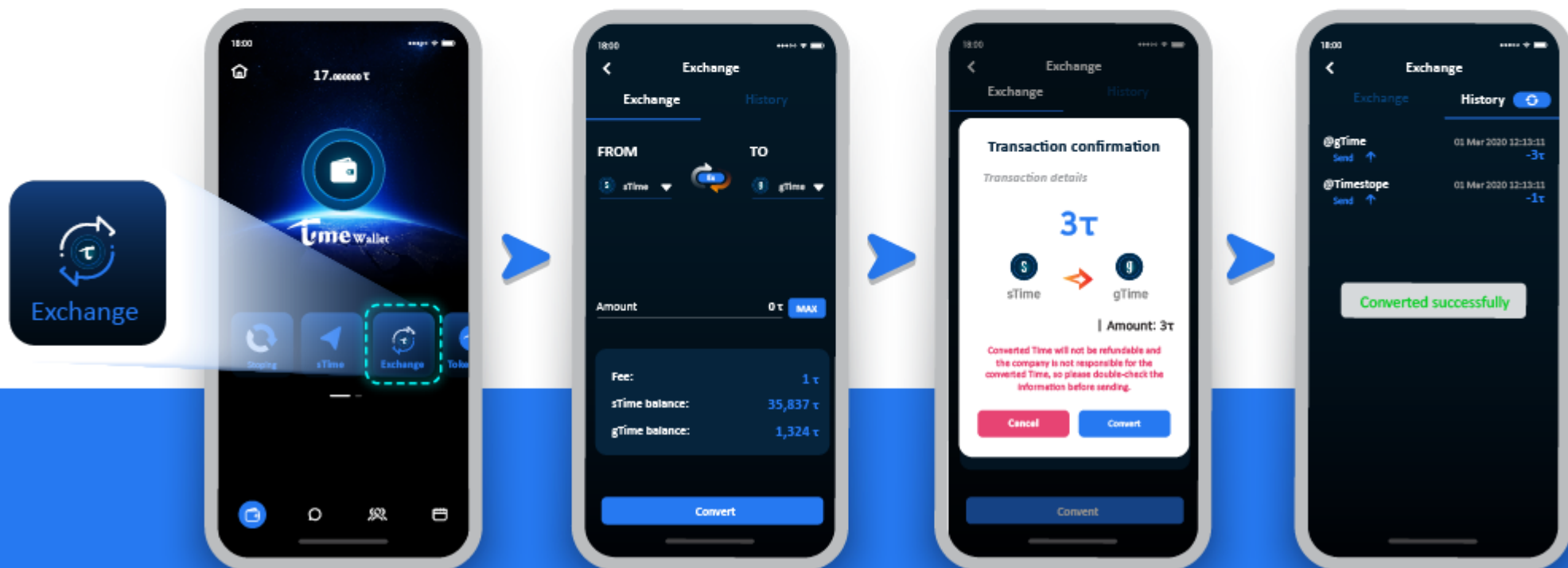
When joining TimeStope, you will receive 100 attendance points for the first day, and when you check attendance daily, you will get 2 points per day. Besides, if you can complete KYC verification successfully, or join our External Team as well as other activities with rewards, you will get more attendance points.

The max transferring TIME in a year at the beginning will be 5,000t, when the attendance score reaches 300, the amount will be 500,000t, then every time being added 100 points, you can transfer 200,000t in additional.


Attendance Score	Max transfer (1 year)	Increasing stope
0 ~ 299	50,000 τ / yr	0 days
300	500,000 τ / yr	+ 150 days
$\Sigma + 100$	+ 200,000 τ / yr	+ 75 days

EXCHANGE GUIDE

Choose the TIME types to exchange. Check your balance.
 The least transaction amount is 1 TIME. The fee for every transaction is 1 TIME regardless of the amount of TIME. When you click the Exchange button, the confirmation window will appear for you to check all entered information again. After checked, click Exchange, the process will be carried out, confirmation message will appear. Click View History to view exchange history.



TOKENIZING AND TOKEN



We will apply a new mainnet so that 10 billions users can transact and the transaction time would be only 5 seconds.

We can operate the mainnet our own and will try the best to make full use of the tunneling technique to be freely compatible with other mainnets.

How fast the speed of Blockchain or mainnet would be and how many people it can store won't be a big problem anymore. Plenty of Blockchain techniques are now open sources and can be found easily, among those, join us in the future of TimeStope, where accumulations of technique are applied properly into our system which appropriates to the latest demands of this era.

SINCERELY THANKS!