GLOBAL INVESTMENT
BANK & CAPITAL TRUST

GIBANK.IO USER MANUAL

Crypto Finances
Future Creation

Welcome to GIBANK.IO USER MANUAL

GLOBAL INVESTMENT
BANK & CAPITAL TRUST

Step Into The Realm of Digital Finance

Mastering The Global Market that is Worth Trillions

Conquering The World of Digital Finance Ecosystem

GIBANK.IO用户指南

GLOBAL INVESTMENT
BANK & CAPITAL TRUST

- Log In
- Registering Sub Accounts
- Wallet Transfer Function
- Account Registration
- 2FA Functions
- My KYC
- Beneficiary KYC
- Crypto Deposit
- Buying Investment Package
- Wallet Payment
- Early Termination Terms
- Invitation Link
- FD Certificate
- CSR Charity Donation
- Bonus / ROI
- Genealogy
- Request Ticket Submission
- P2P Internal Exchange

GLOBAL INVESTMENT
BANK & CAPITAL TRUST

GIBANK.IO USER MANUAL

Member Log In

Member Log In

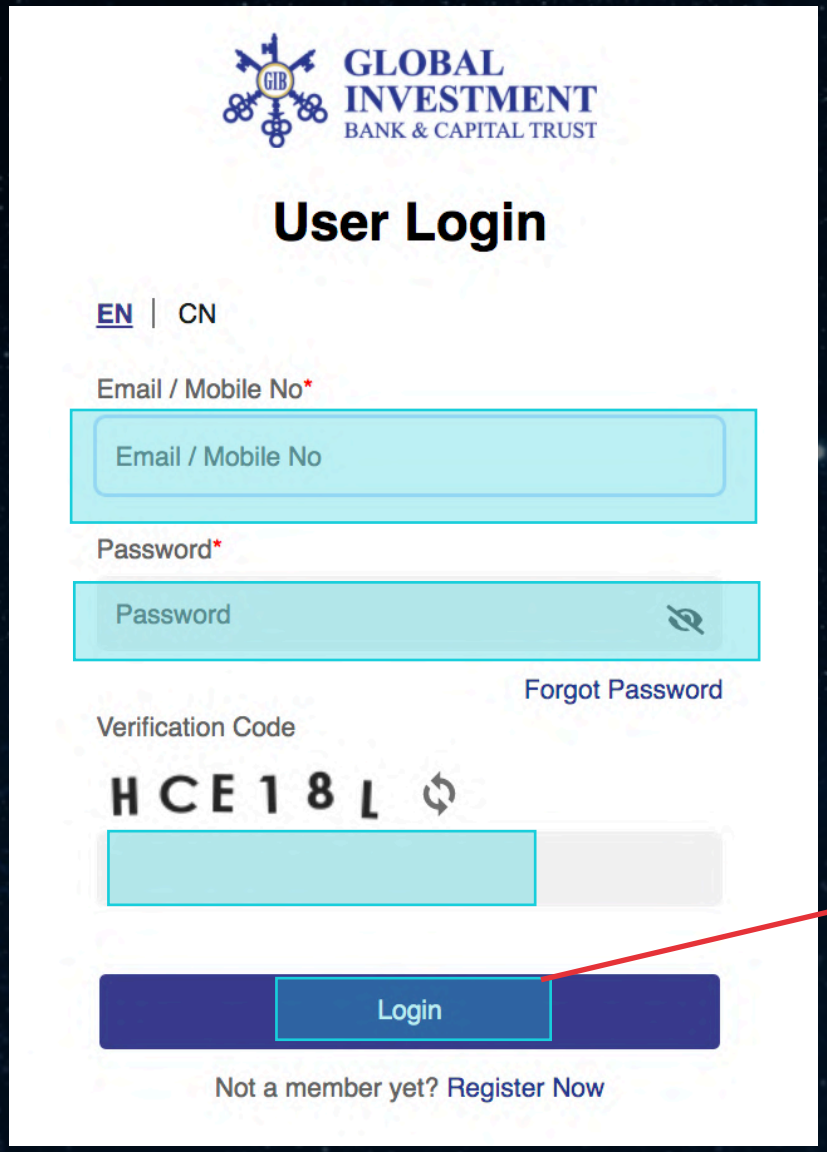

1 To Log In, please key in the email address / mobile phone No;

2 Enter the password;

3 Lastly, enter the verification code, click “Log In” to enter and to start your investment.

Sub Accounts

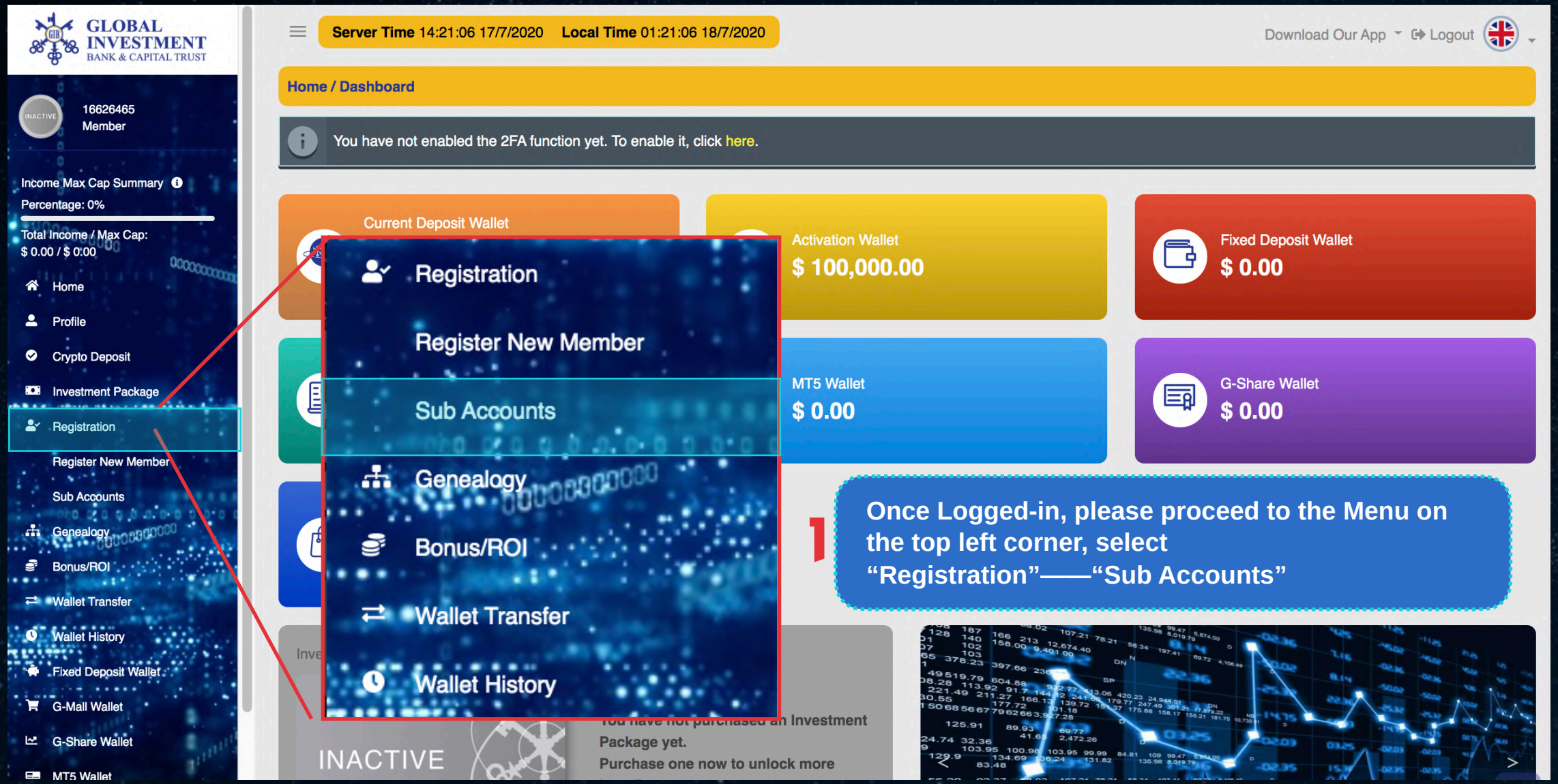

1 Once Logged-in, please proceed to the Menu on the top left corner, select "Registration"——"Sub Accounts"

Sub Accounts

GLOBAL INVESTMENT
BANK & CAPITAL TRUST

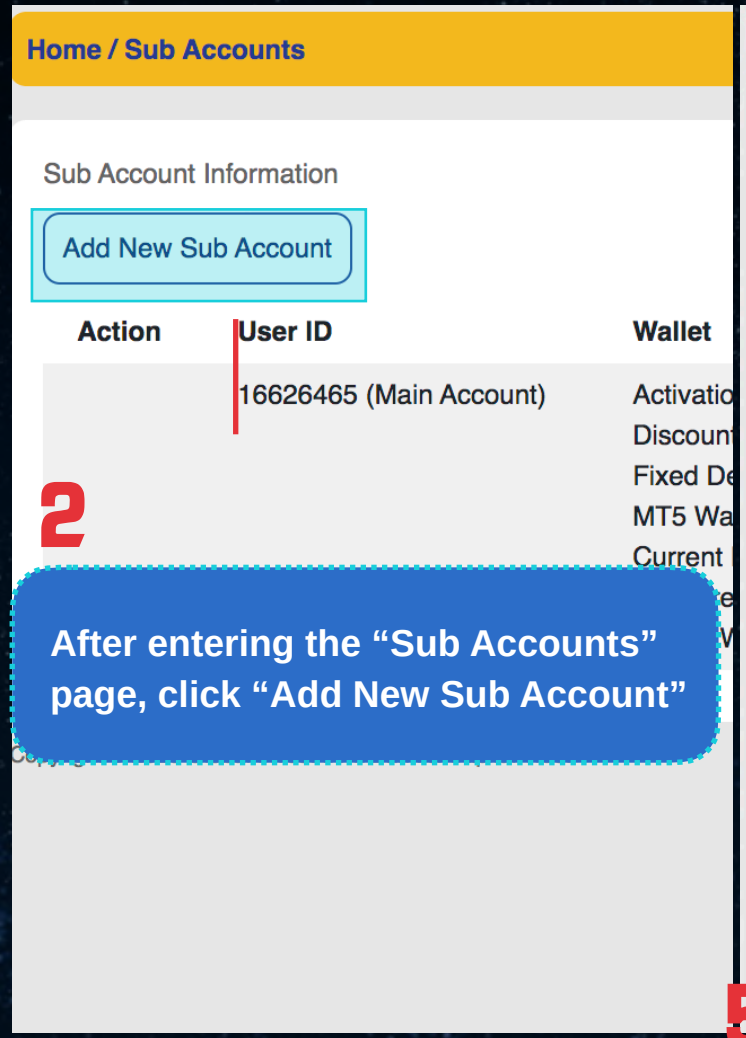

2

After entering the “Sub Accounts” page, click “Add New Sub Account”

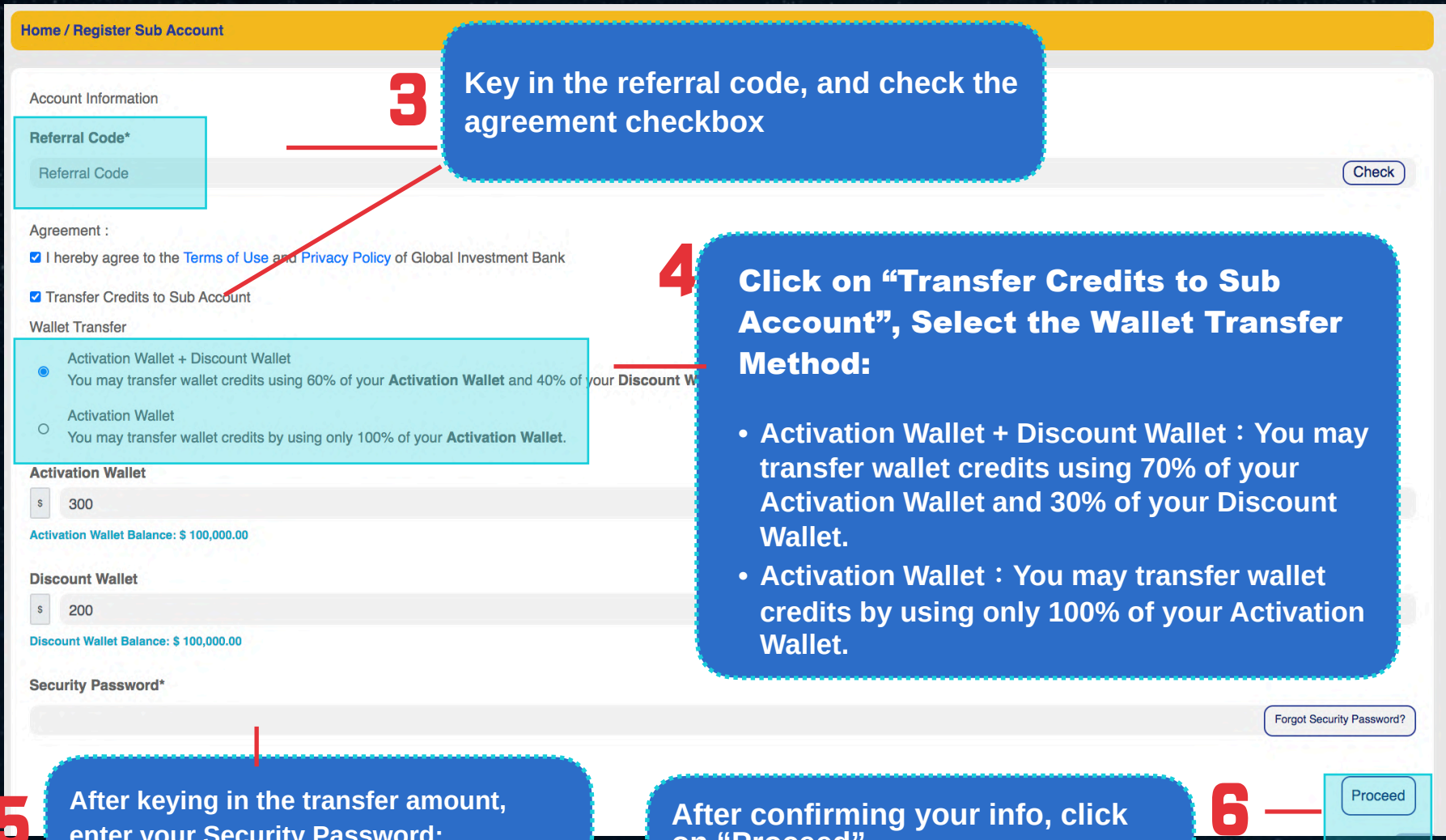

3

Key in the referral code, and check the agreement checkbox

4

Click on “Transfer Credits to Sub Account”, Select the Wallet Transfer Method:

- Activation Wallet + Discount Wallet：You may transfer wallet credits using 70% of your Activation Wallet and 30% of your Discount Wallet.
- Activation Wallet：You may transfer wallet credits by using only 100% of your Activation Wallet.

5

After keying in the transfer amount, enter your Security Password;

6

After confirming your info, click on “Proceed”.

GLOBAL INVESTMENT
BANK & CAPITAL TRUST

GIBANK.IO USER MANUAL

Wallets Function

- Activation Wallet
- Current Deposit Wallet
- Fixed Deposit Wallet
- Discount Wallet
- MT5 Wallet
- G-Share Wallet
- G-Mall Wallet

Wallets Function

GLOBAL INVESTMENT
BANK & CAPITAL TRUST

To start investing, users must understand the functions of all type of Wallets

Activation Wallet

Users can top-up their accounts with cryptocurrencies, and the amount will be deposited into the "activation wallet" to purchase investment packages.Users can choose to pay in full amount or pay partially with the Discount Wallet.

Fixed Deposit Wallet

According to the income allocation plan, 10% of the user's investment package ROI will be kept in the "Fixed Deposit Wallet".
Users can purchase a fixed deposit certificate through the "Fixed Deposit Wallet", the lock-up period is one year. Users are eligible to gain an 18% of FD bonus.

Current Deposit Wallet

According to the income allocation plan, 70% of the user's investment package ROI will be kept in the "Current Deposit Wallet". Users can withdraw GUSDT™ through the "Current Deposit Wallet". The withdrawal exchange rate will be determined by the present rate displayed on the official website.

Discount Wallet

The funds of the migrated user will be partially transferred to the "Discount Wallet". When user's upline registers his account, the upline can transfer GUSDT™ to the user's Discount Wallet. When purchasing an "investment package", user can pay up to 30% of the package price via the "Discount Wallet", and at the same time enjoy a 50% rebate from the Discount Wallet.

Wallets Function

GLOBAL INVESTMENT
BANK & CAPITAL TRUST

To start investing, users must understand the functions of all type of Wallets

MT5 Wallet

According to the income allocation plan, 10% of the user's investment package ROI will be kept in the "MT5 Wallet", users can use the "MT5 Wallet" to trade on the MT5 platform.

G-Share Wallet

According to the income allocation plan, 5% of the user's investment package ROI will be kept in the "G-Share Wallet".
The amount in the "G-Share Wallet" is equivalent to the company's shares, and the share value can be obtained after the company is listed.

G-Mall Wallet

According to the income allocation plan, 5% of the user's investment package ROI will be kept in the "G-mall Wallet".
The amount in the "G-Mall Wallet" can be used in the company's upcoming Digital Mall.

GLOBAL INVESTMENT
BANK & CAPITAL TRUST

GIBANK.IO USER MANUAL

Account Registration

Account Registration

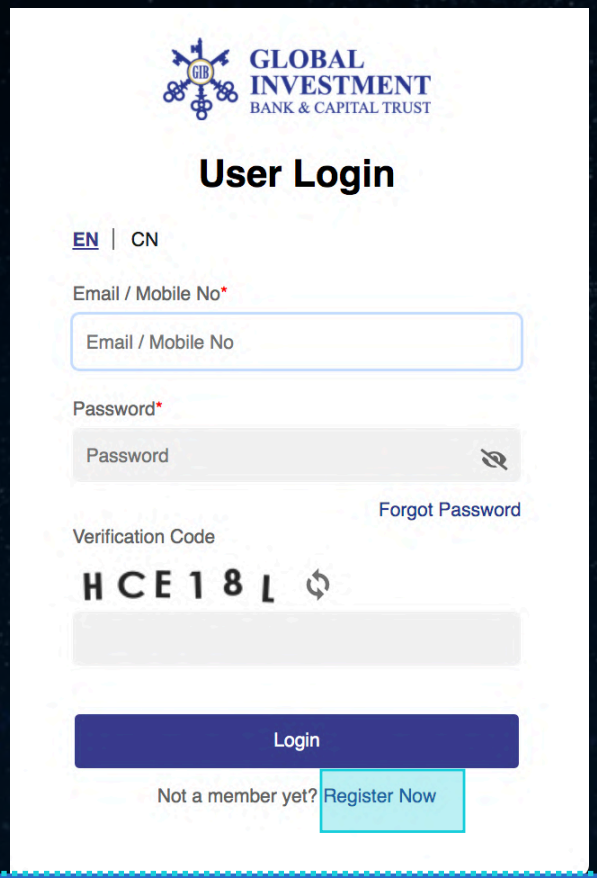

1 For new users to register an account, please proceed to click on the "Register Now" link below

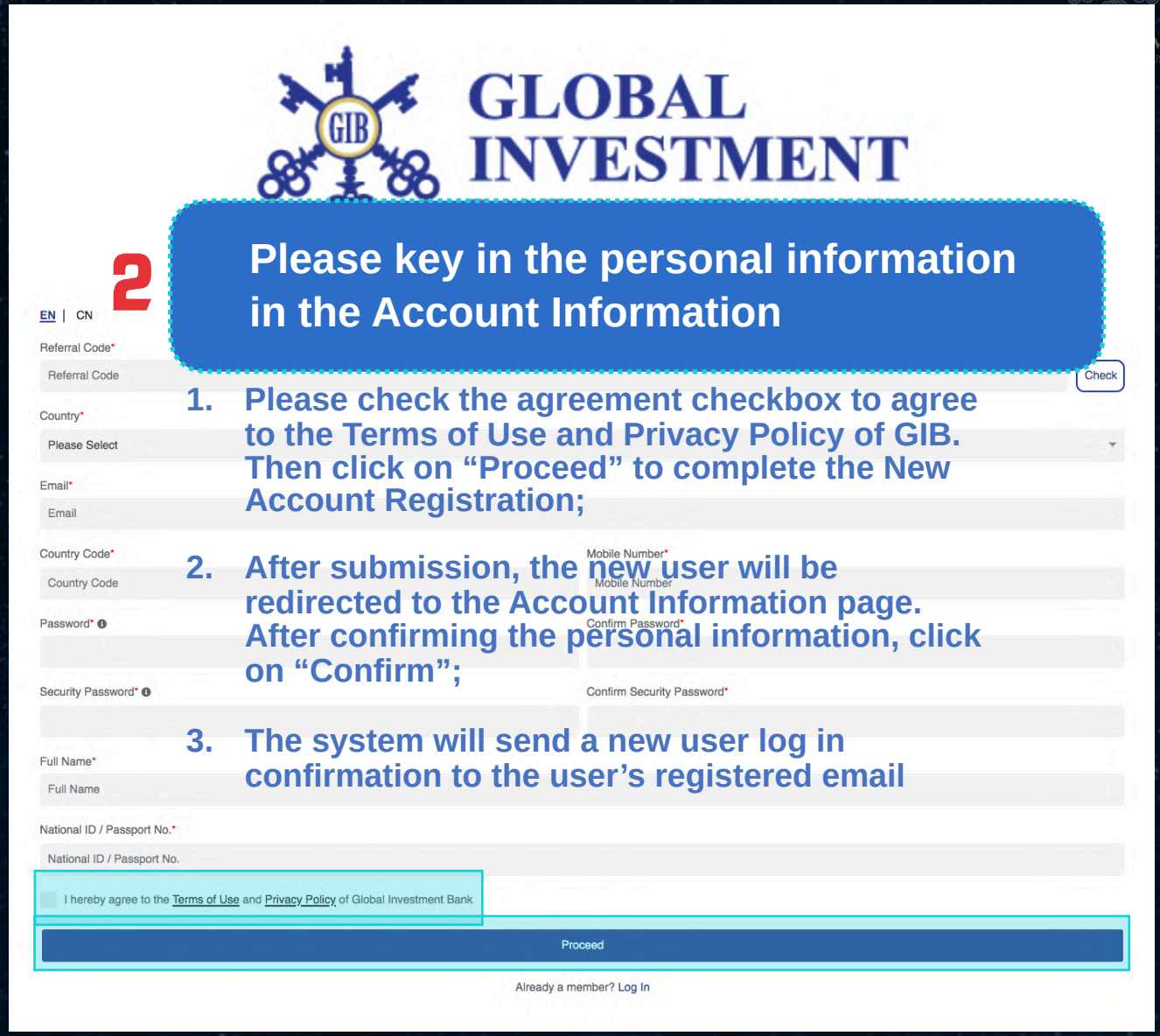

1. Please check the agreement checkbox to agree to the Terms of Use and Privacy Policy of GIB. Then click on "Proceed" to complete the New Account Registration;
2. After submission, the new user will be redirected to the Account Information page. After confirming the personal information, click on "Confirm";
3. The system will send a new user log in confirmation to the user's registered email

GLOBAL INVESTMENT
BANK & CAPITAL TRUST

GIBANK.IO USER MANUAL

My Profile

- Profile
- Change Login Password
- Change Security Password
- Enable 2FA
- My KYC
- Beneficiary KYC

My Profile

GLOBAL INVESTMENT
BANK & CAPITAL TRUST

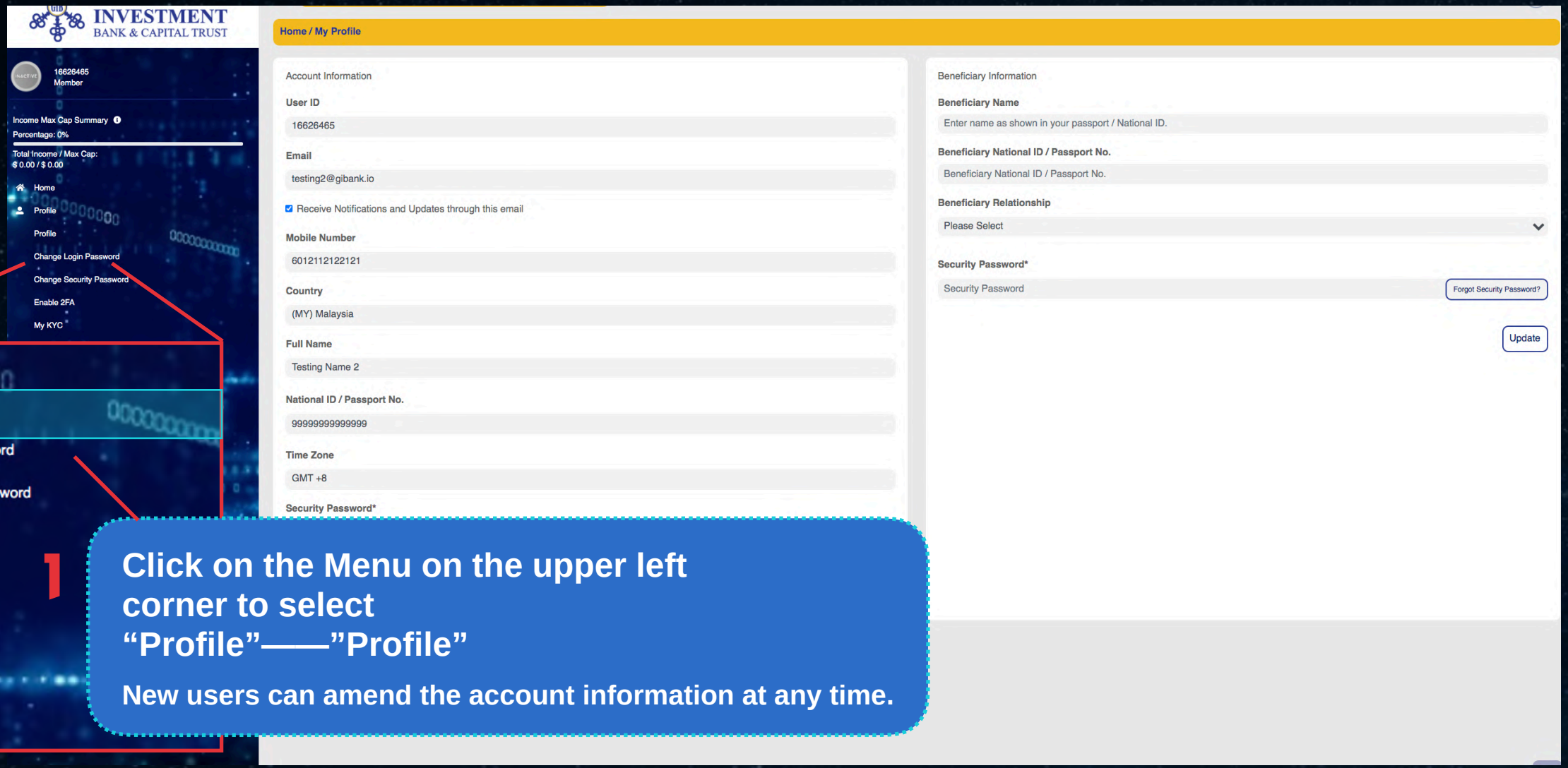

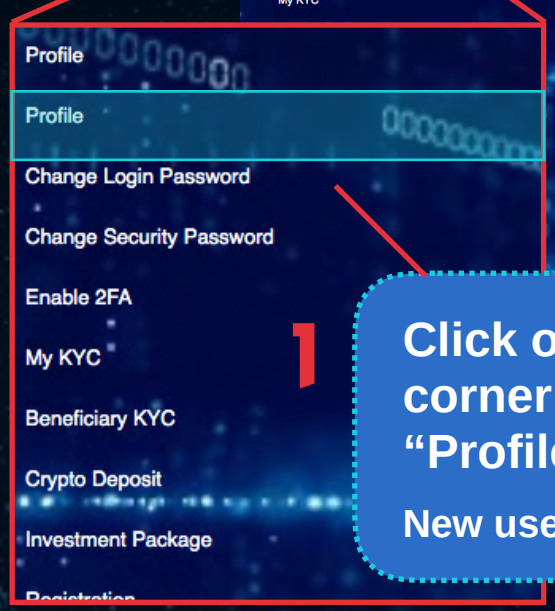

1

Click on the Menu on the upper left corner to select “Profile”——”Profile”

New users can amend the account information at any time.

Changing of Password

GLOBAL INVESTMENT
BANK & CAPITAL TRUST

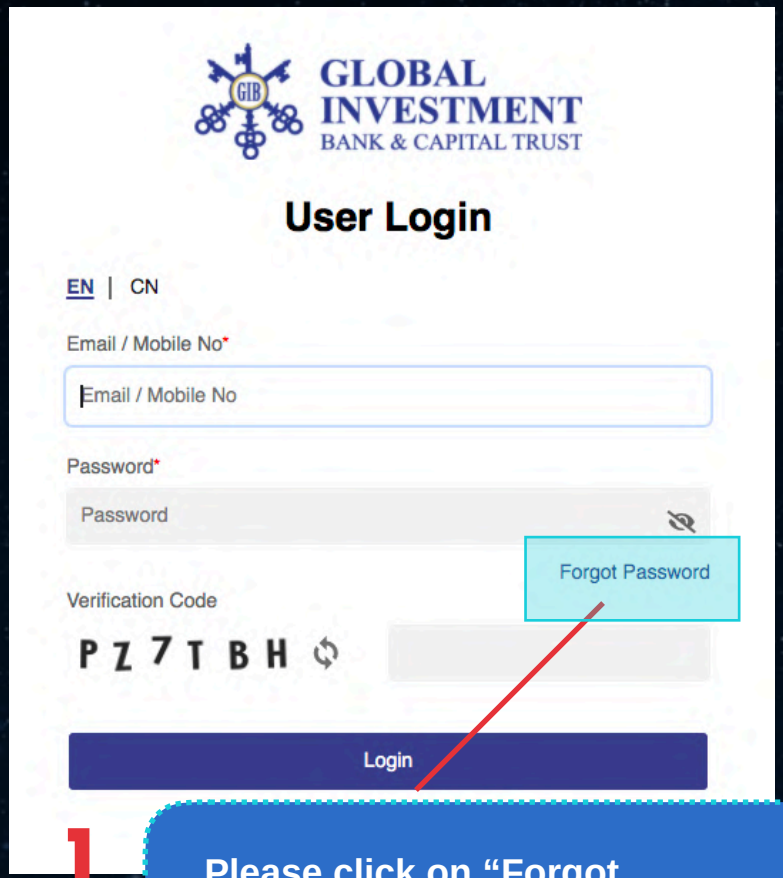

1 Please click on “Forgot Password” on the Log In page ;

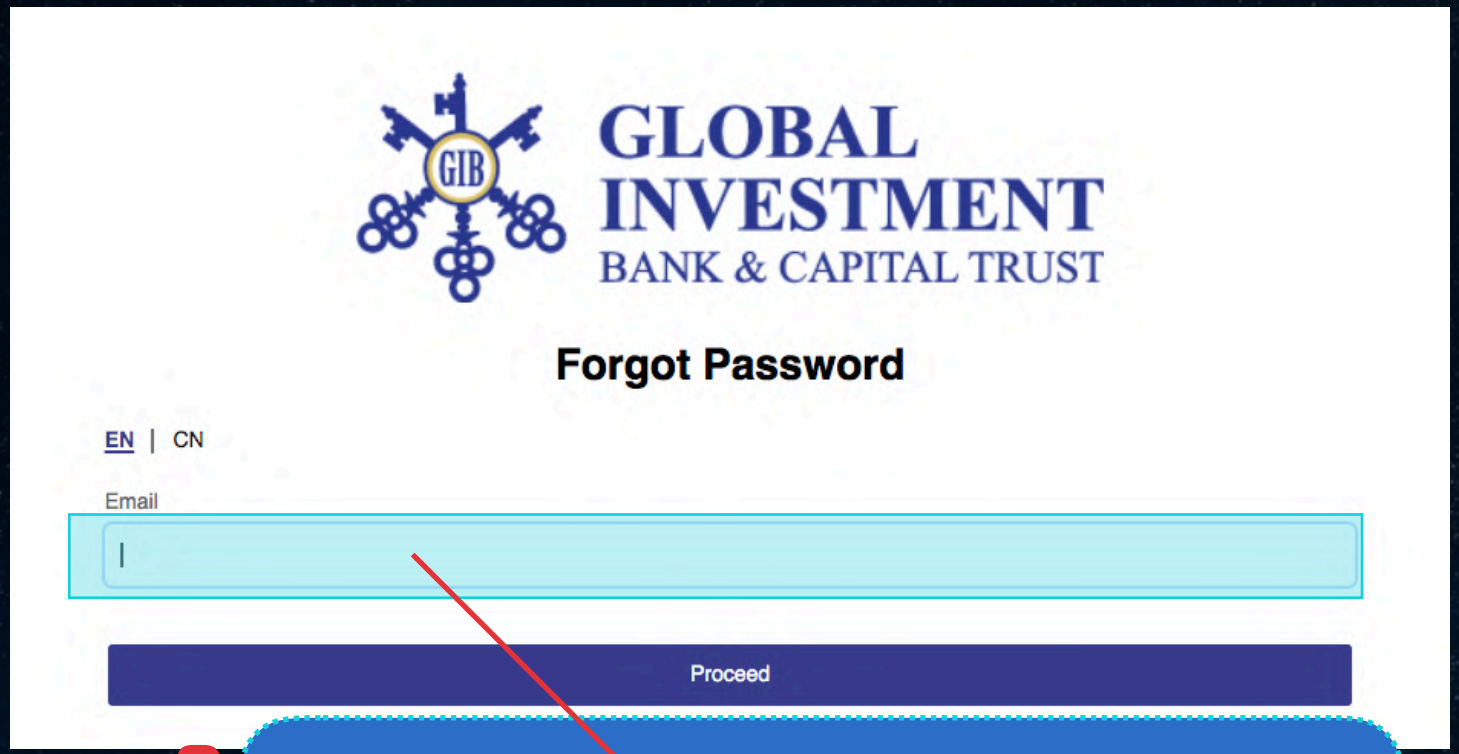

2 On the new page, please key in user’s registered email ;

3 The system will send a temporary password to the user’s registered email.

Changing of Password

GLOBAL INVESTMENT
BANK & CAPITAL TRUST

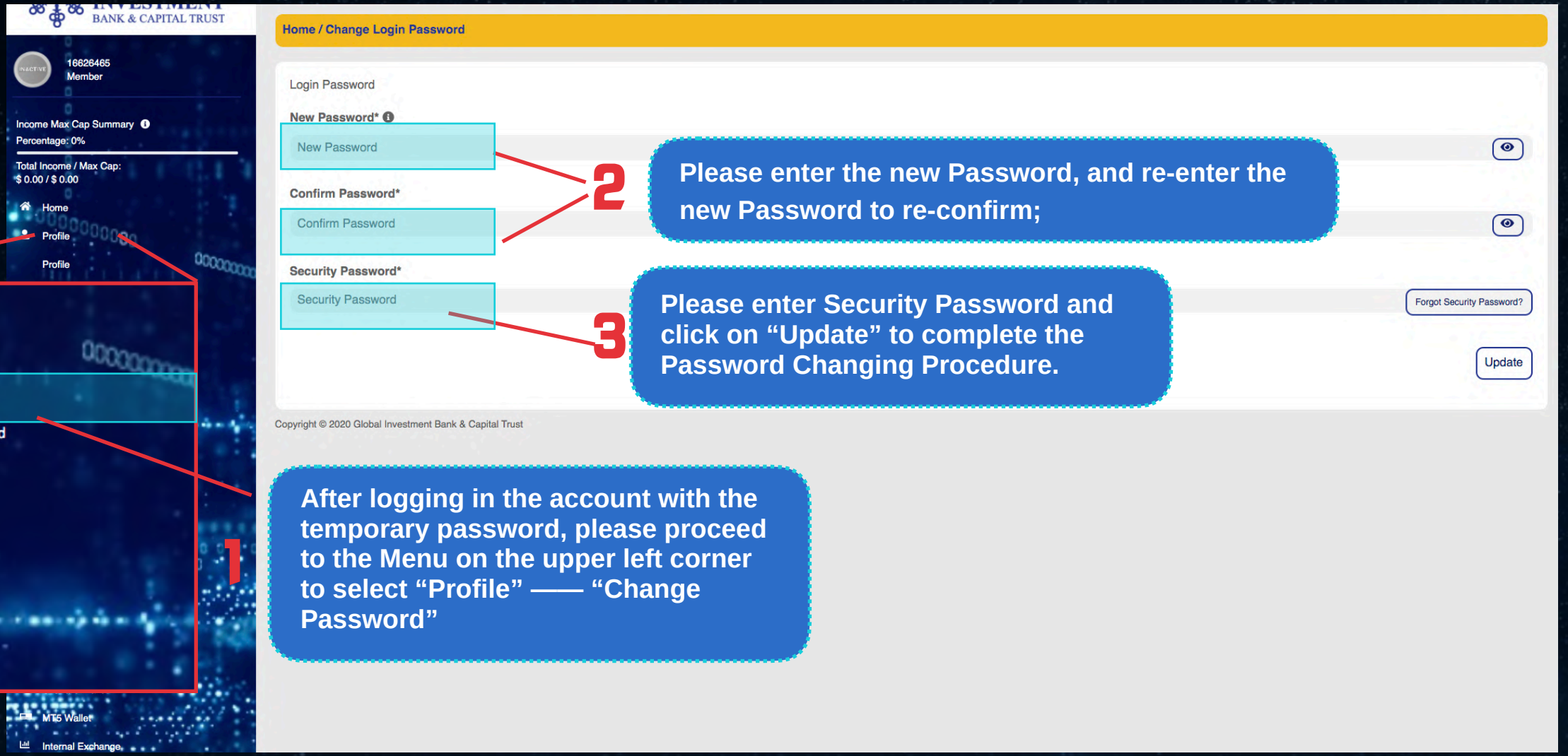

After logging in the account with the temporary password, please proceed to the Menu on the upper left corner to select “Profile” —— “Change Password”

Changing of Security Password

GLOBAL INVESTMENT
BANK & CAPITAL TRUST

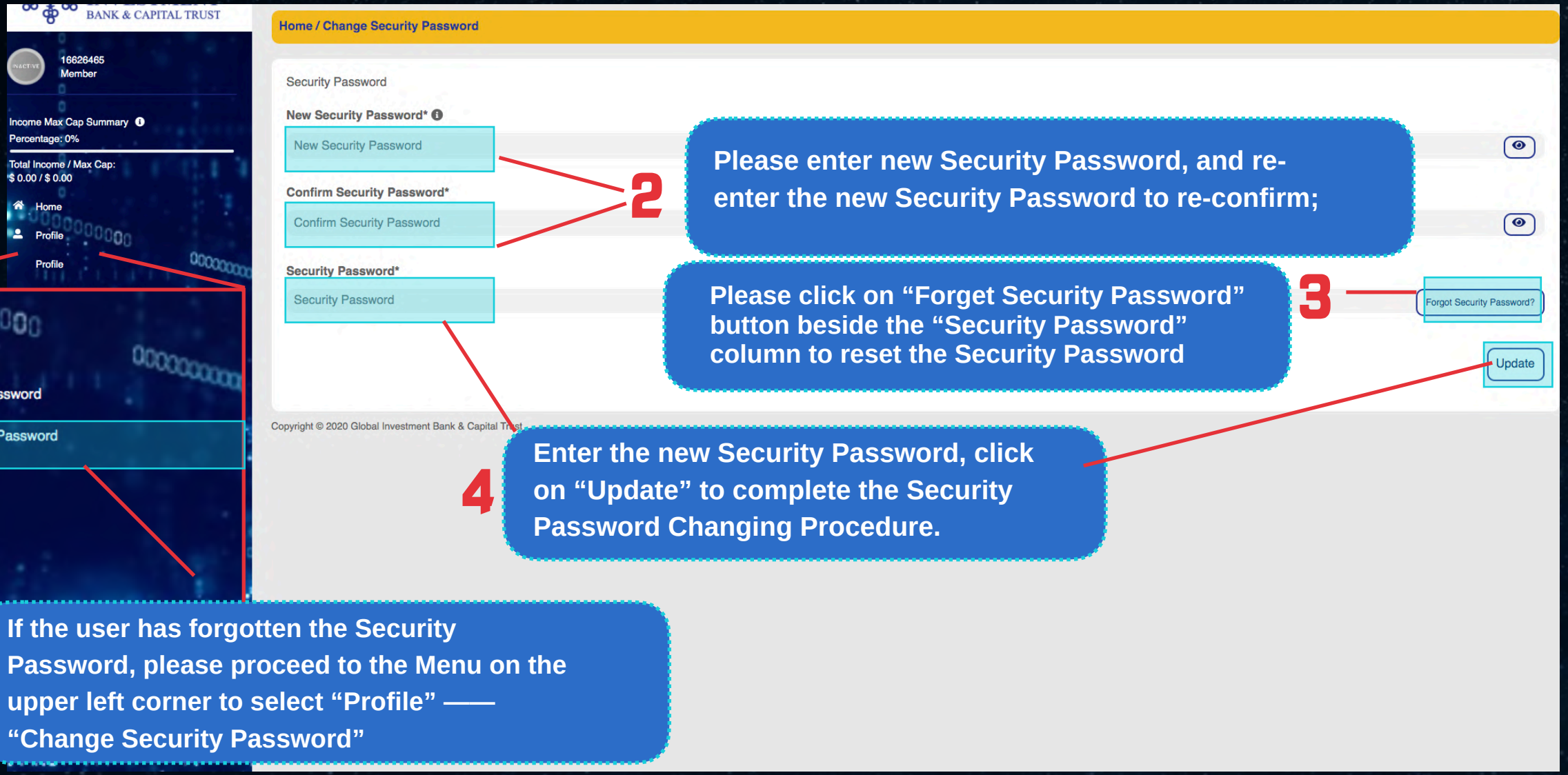

1

If the user has forgotten the Security Password, please proceed to the Menu on the upper left corner to select “Profile” —— “Change Security Password”

2

Please enter new Security Password, and re-enter the new Security Password to re-confirm;

3

Please click on “Forget Security Password” button beside the “Security Password” column to reset the Security Password

4

Enter the new Security Password, click on “Update” to complete the Security Password Changing Procedure.

GLOBAL INVESTMENT
BANK & CAPITAL TRUST

GIBANK.IO USER MANUAL

Activation of 2FA Function

Enabling of Two-Factor Authentication (2FA)

Password is the most common verification method, to secure users' accounts from the risk of scam activities, unauthorized access and ID thefts is the responsibility and promise from GIB Platform. Hence, GIB is set to implement the enabling of **Two-Factor Authentication** (**2FA**).

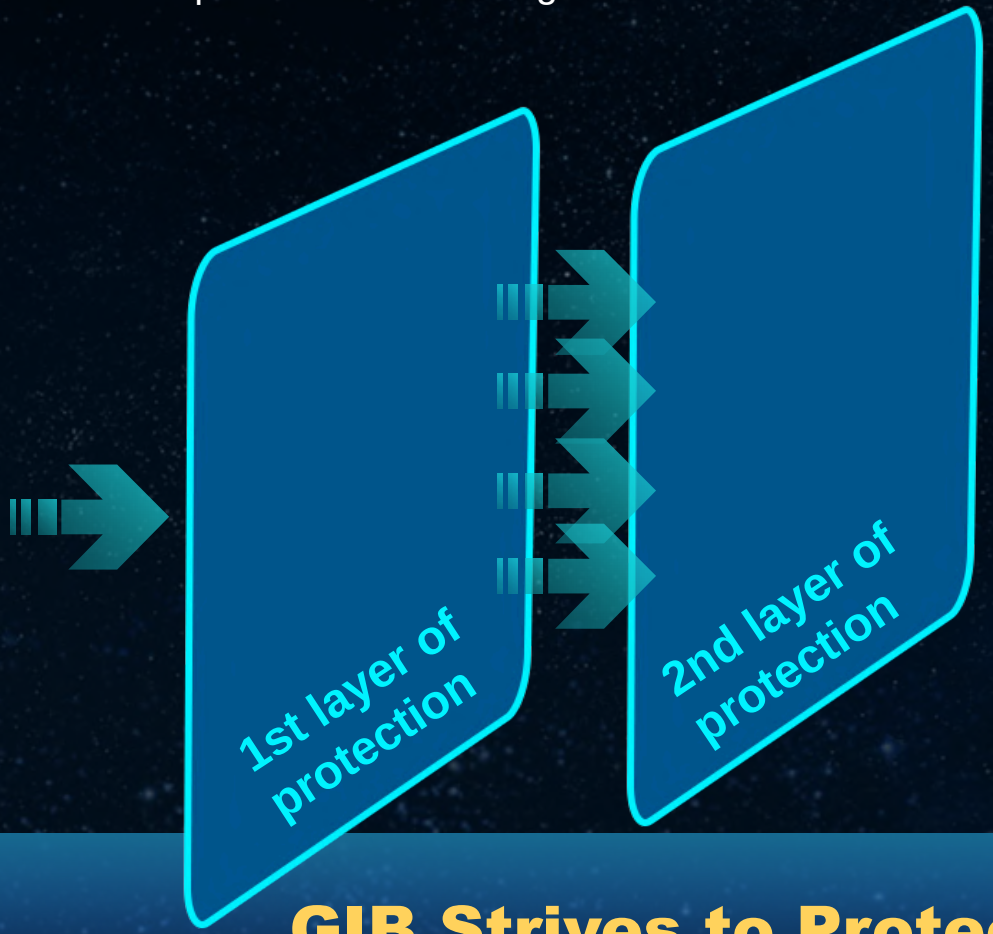

Two-Factor Authentication provides users with layers of protection And makes the unauthorized activities a difficult undertaking

Under the regulation of 2FA, users cannot be able to attempt a login with just their password. The users are required to input the authorization code during sign in, The code will be always newly generated and become invalid after use.

GIB Strives to Protect Users' Digital Asset Account

Enabling of Two-Factor Authentication (2FA)

GLOBAL INVESTMENT
BANK & CAPITAL TRUST

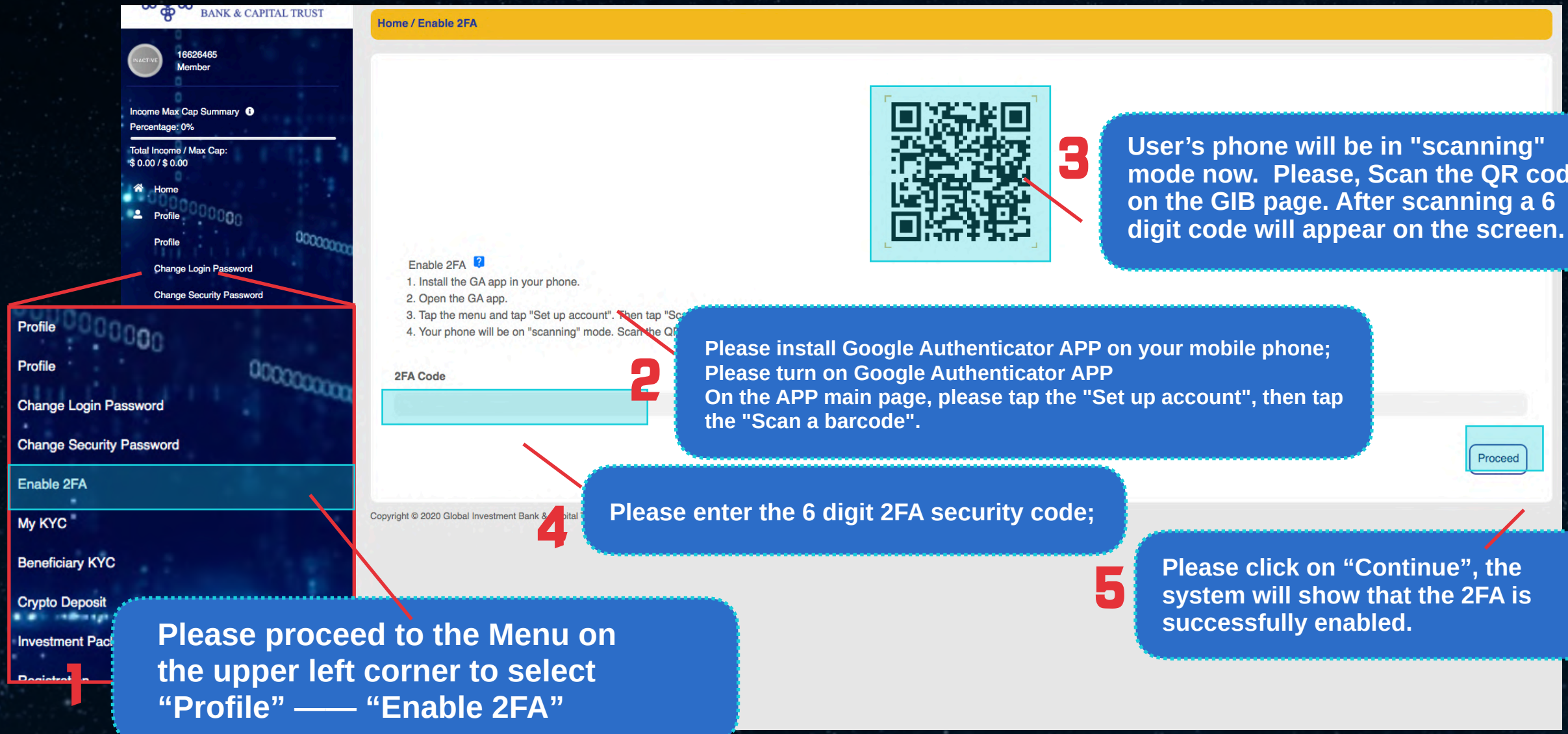

GLOBAL INVESTMENT
BANK & CAPITAL TRUST

GIBANK.IO USER MANUAL

My KYC

My KYC

GLOBAL INVESTMENT
BANK & CAPITAL TRUST

KYC is Typically Adapted On A Mature Blockchain Platform

GIB strives to provide excellent services to all users and continues to improve the interaction between the users and the platform for seamless user experience.

KYC Verification Tool can protect GIB’s users from scam activities and unauthorized access, ensuring the security and safety of the platform for the trading community.

We comply with all of the relevant laws, to keep the trading activities at bay from dishonest and unlawful activities

Essentially, the account verification mechanism is the first step to secure all users and GIB

My KYC

6 After submission, the company will process the application within 3 working days and will notify the result of the application to the user

4 Next, please open the “The GIB Bank Account Application Form” and fill in the relevant personal details in the pop-up window

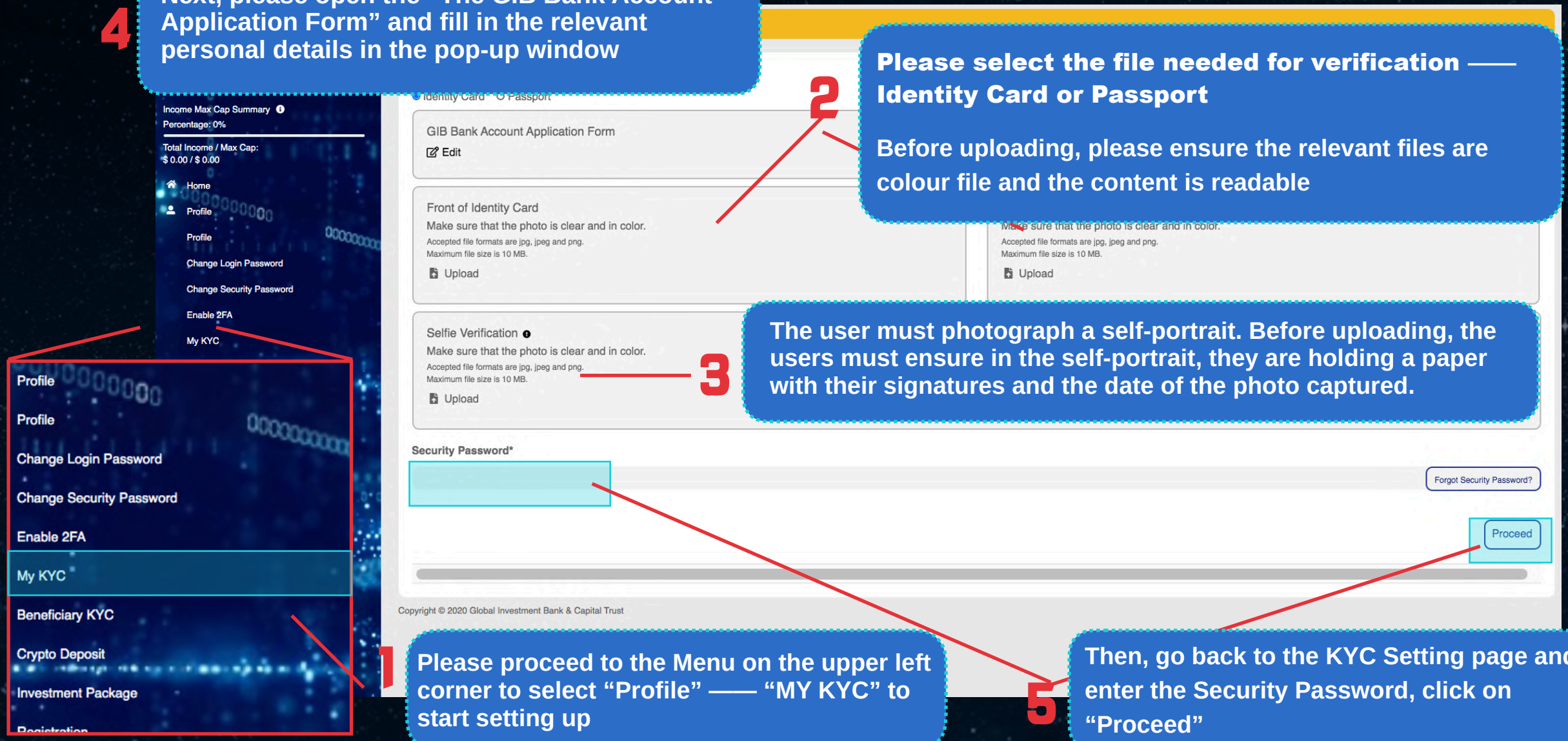

2 **Please select the file needed for verification —— Identity Card or Passport**

Before uploading, please ensure the relevant files are colour file and the content is readable

3 The user must photograph a self-portrait. Before uploading, the users must ensure in the self-portrait, they are holding a paper with their signatures and the date of the photo captured.

1 Please proceed to the Menu on the upper left corner to select “Profile” —— “MY KYC” to start setting up

5 Then, go back to the KYC Setting page and enter the Security Password, click on “Proceed”

GLOBAL INVESTMENT
BANK & CAPITAL TRUST

GIBANK.IO USER MANUAL

Beneficiary KYC

Beneficiary KYC

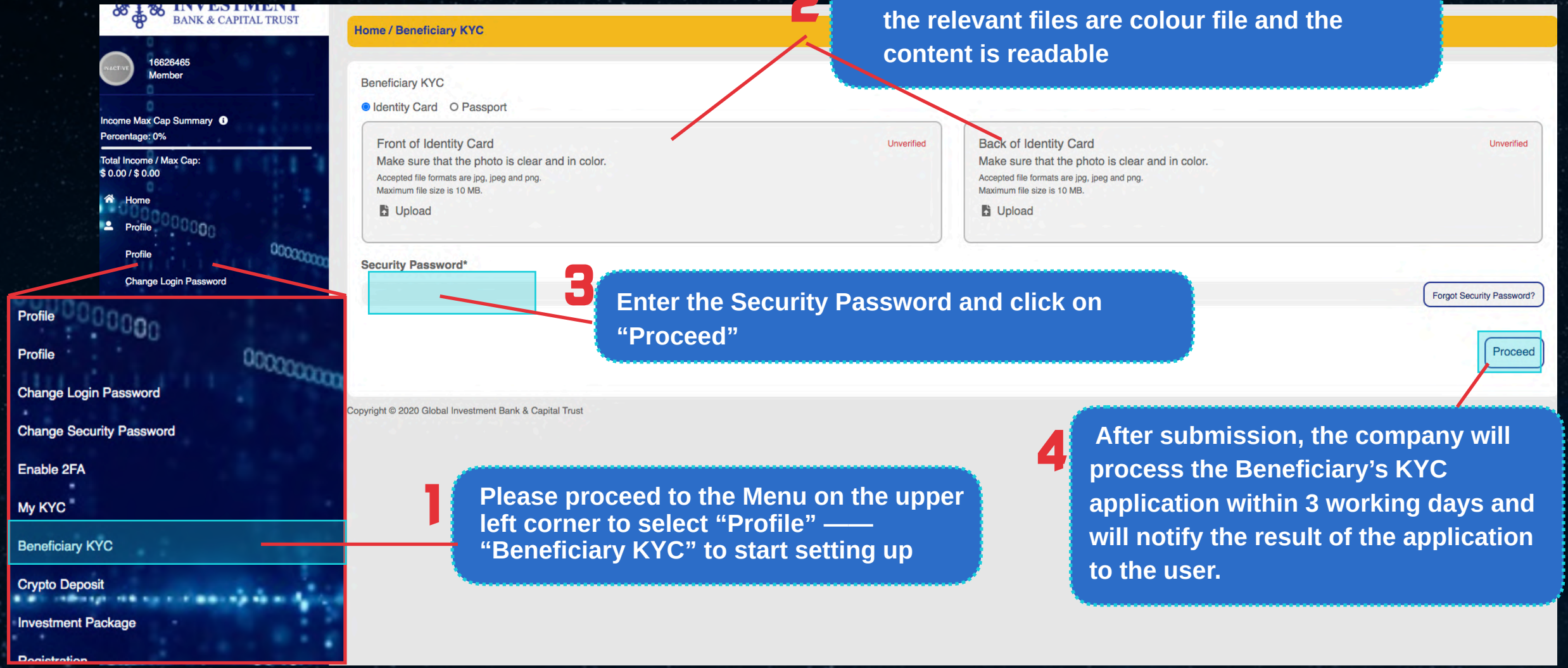

2

Please upload the file of the Beneficiary's Identity Card on both sides. Please ensure the relevant files are colour file and the content is readable

3

Enter the Security Password and click on "Proceed"

1

Please proceed to the Menu on the upper left corner to select "Profile" —— "Beneficiary KYC" to start setting up

4

After submission, the company will process the Beneficiary's KYC application within 3 working days and will notify the result of the application to the user.

GLOBAL INVESTMENT
BANK & CAPITAL TRUST

GIBANK.IO USER MANUAL

Crypto Deposit

- Top Up Activation Wallet
- Top Up Discount Wallet
- P2P USDT Deposit History

Top Up to Activation Wallet

GLOBAL INVESTMENT BANK & CAPITAL TRUST

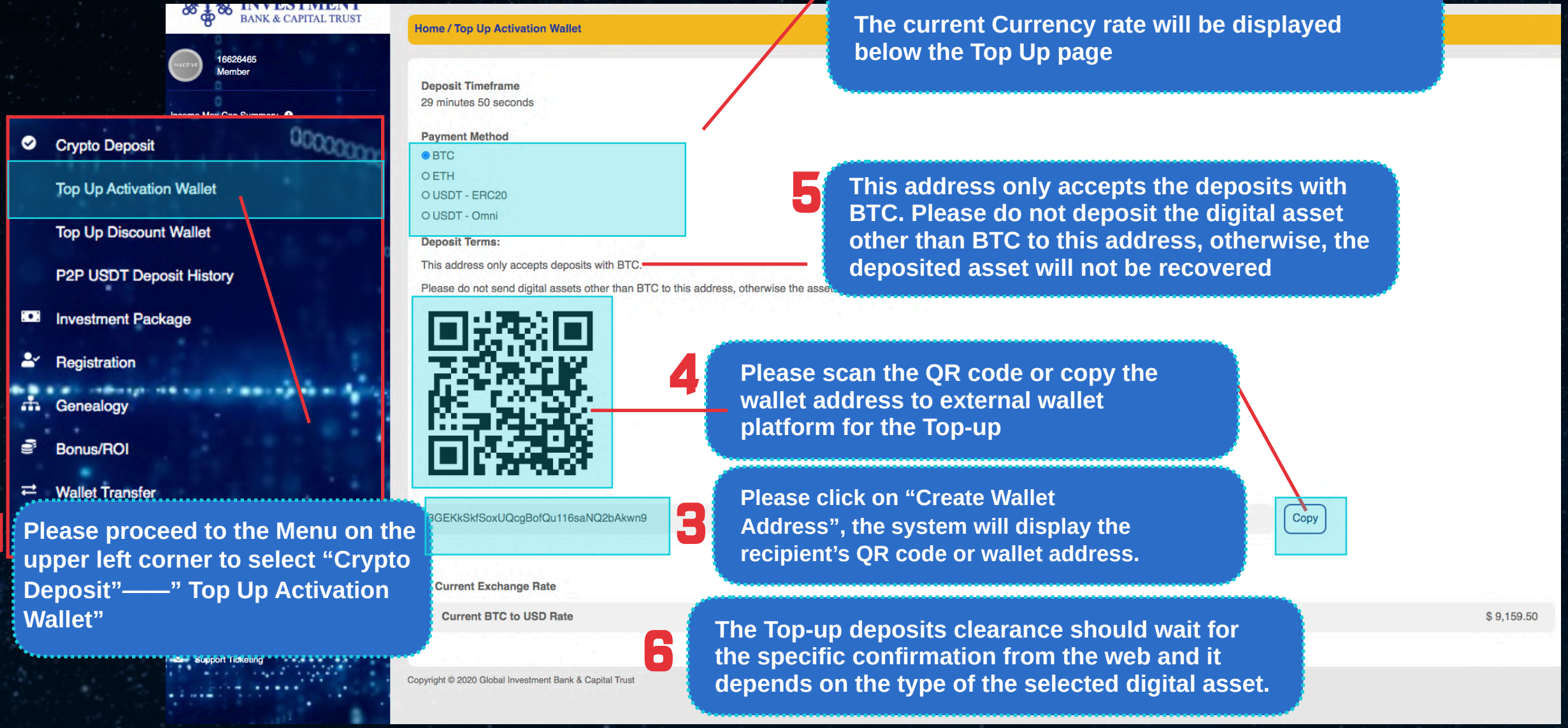

1 Please proceed to the Menu on the upper left corner to select “Crypto Deposit”——” Top Up Activation Wallet”

2 Please select the payment method——BTC, ETH, USDT-ERC20, USDT-Omni

The current Currency rate will be displayed below the Top Up page

3 Please click on “Create Wallet Address”, the system will display the recipient’s QR code or wallet address.

4 Please scan the QR code or copy the wallet address to external wallet platform for the Top-up

5 This address only accepts the deposits with BTC. Please do not deposit the digital asset other than BTC to this address, otherwise, the deposited asset will not be recovered

6 The Top-up deposits clearance should wait for the specific confirmation from the web and it depends on the type of the selected digital asset.

Top Up to Discount Wallet

GLOBAL INVESTMENT BANK & CAPITAL TRUST

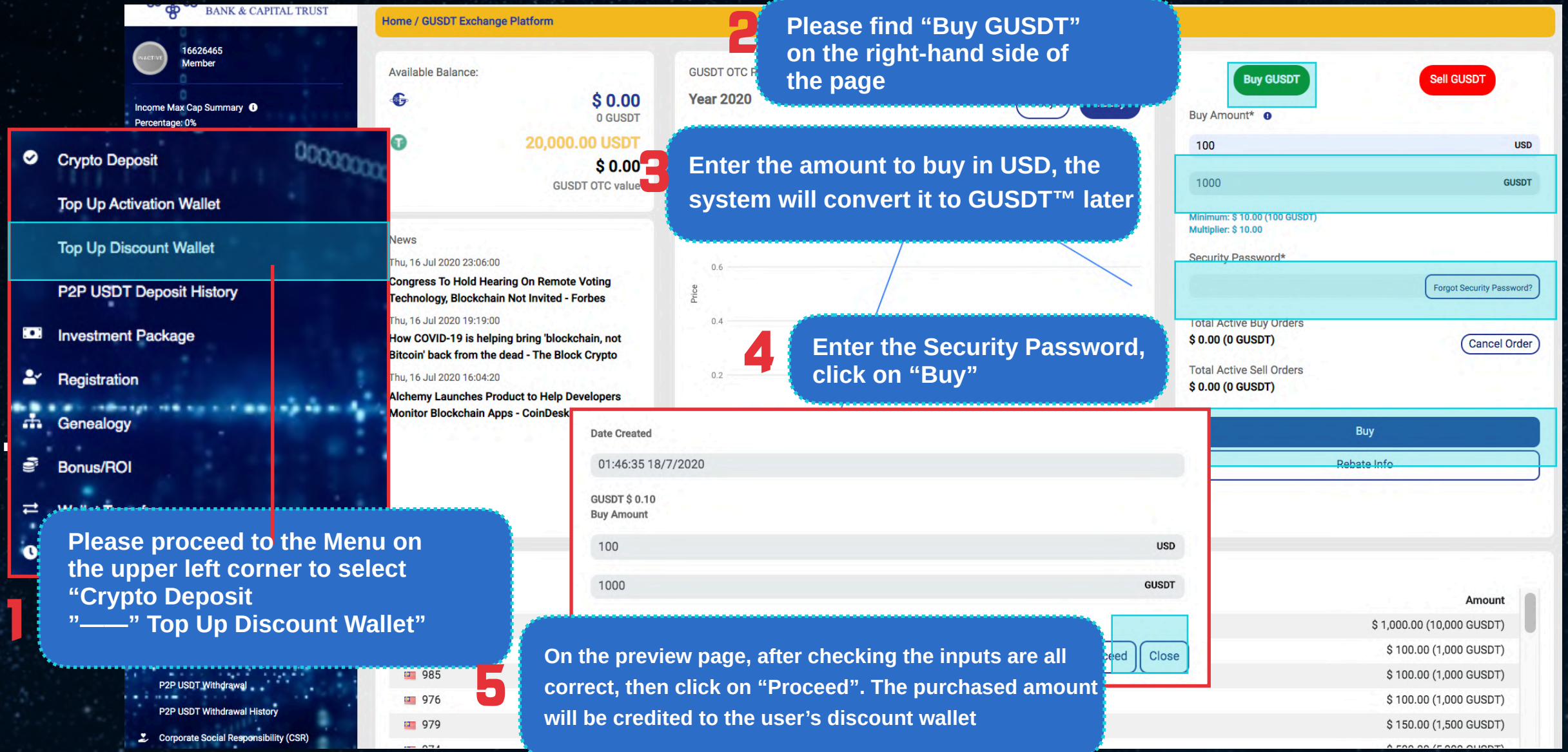

1 Please proceed to the Menu on the upper left corner to select "Crypto Deposit "——" Top Up Discount Wallet"

2 Please find "Buy GUSDT" on the right-hand side of the page

3 Enter the amount to buy in USD, the system will convert it to GUSDT™ later

4 Enter the Security Password, click on "Buy"

5 On the preview page, after checking the inputs are all correct, then click on "Proceed". The purchased amount will be credited to the user's discount wallet

GLOBAL INVESTMENT
BANK & CAPITAL TRUST

Based on their rank, the user will enjoy additional GUSDT™ amount allocation respectively when buying GUSDT™:

Unit Manager

+30%

of the purchased amount

Regional Manager

+40%

of the purchased amount

Global Manager

+50%

of the purchased amount

P2P USDT Deposit History

GLOBAL INVESTMENT
BANK & CAPITAL TRUST

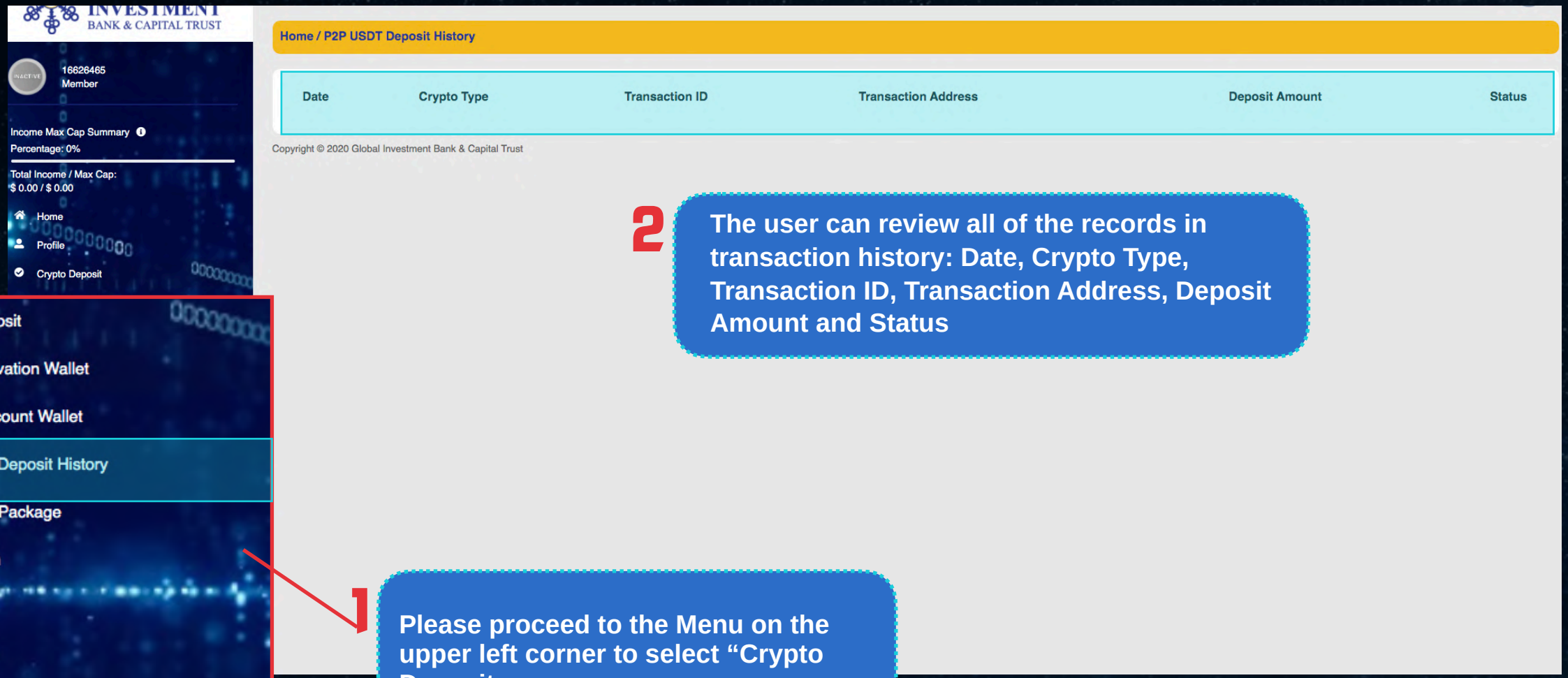

2 The user can review all of the records in transaction history: Date, Crypto Type, Transaction ID, Transaction Address, Deposit Amount and Status

1 Please proceed to the Menu on the upper left corner to select “Crypto Deposit ”——“P2P USDT Deposit History”

GLOBAL INVESTMENT
BANK & CAPITAL TRUST

GIBANK.IO USER MANUAL

Investment Package Purchase Guide

Investment Package Purchase Guide

GLOBAL INVESTMENT BANK & CAPITAL TRUST

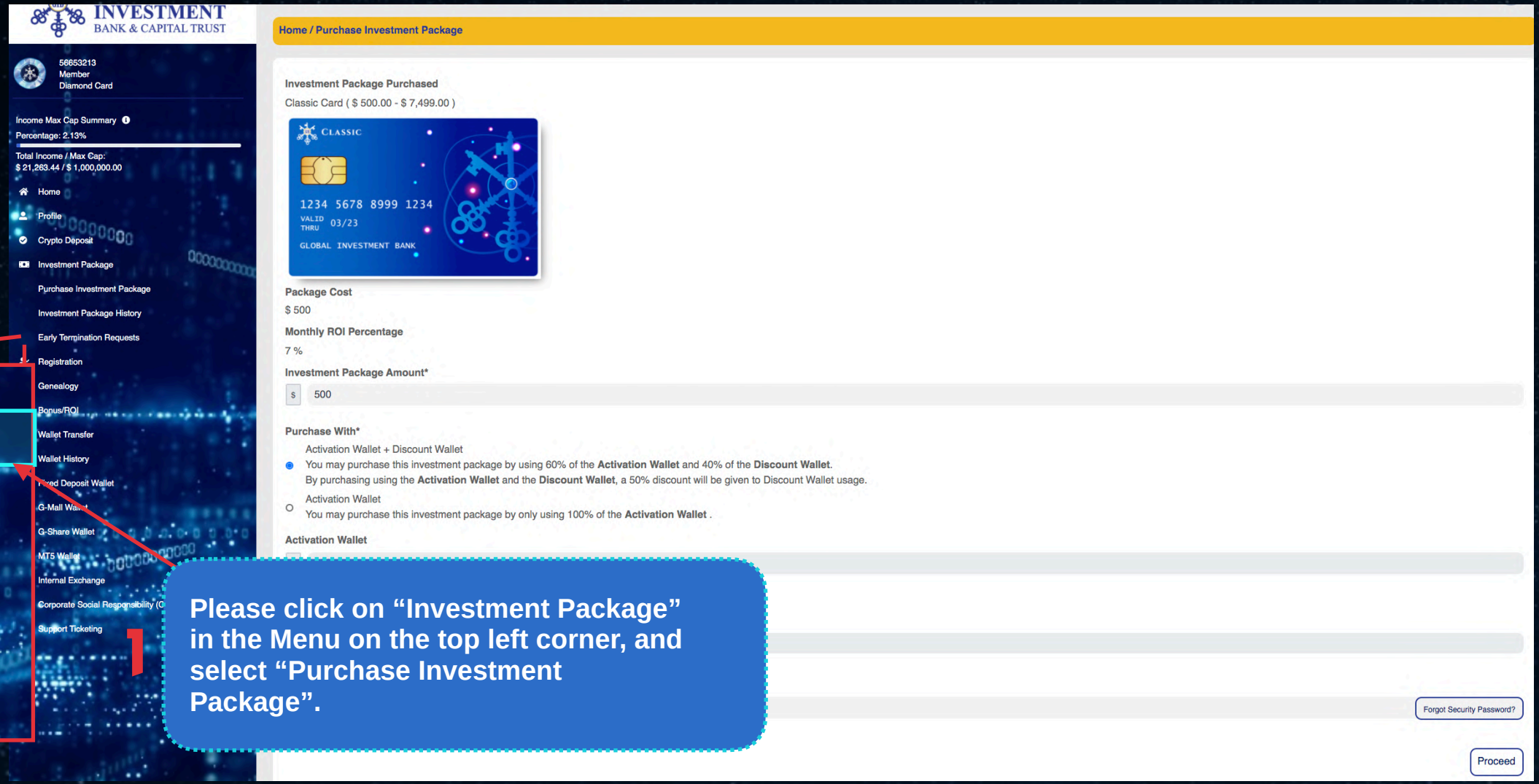

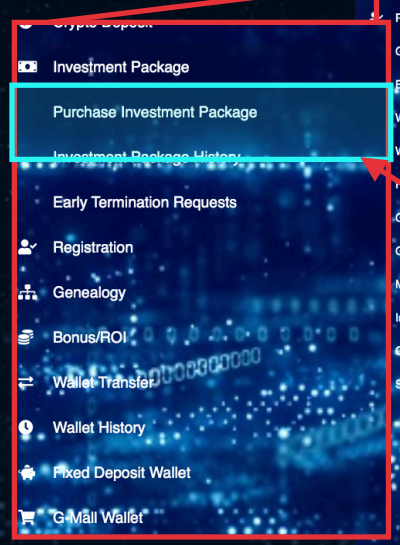

1

Please click on “Investment Package” in the Menu on the top left corner, and select “Purchase Investment Package”.

GLOBAL INVESTMENT
BANK & CAPITAL TRUST

Investment Package	Amount	Monthly ROI
	USD 500–7,499	7%
	USD 7,500–14,999	10%
	USD 15,000–49,999	15%
	USD 50,000–99,999	20%
	USD 100,000 Or above	25%

2 Choose a package

Investment Package Purchase Guide

GLOBAL INVESTMENT BANK & CAPITAL TRUST

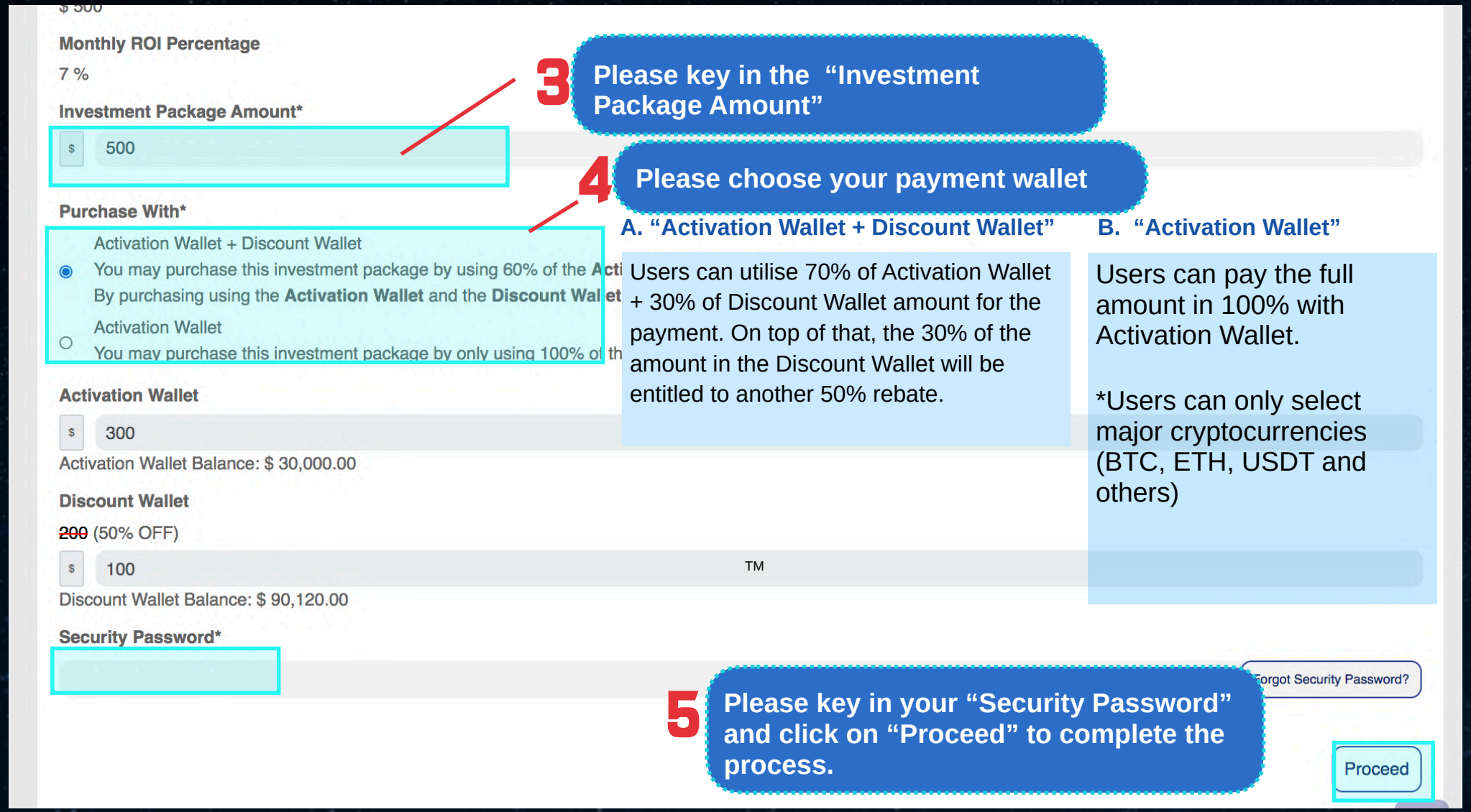

3 Please key in the "Investment Package Amount"

4 Please choose your payment wallet

A. "Activation Wallet + Discount Wallet"

Users can utilise 70% of Activation Wallet + 30% of Discount Wallet amount for the payment. On top of that, the 30% of the amount in the Discount Wallet will be entitled to another 50% rebate.

B. "Activation Wallet"

Users can pay the full amount in 100% with Activation Wallet.

*Users can only select major cryptocurrencies (BTC, ETH, USDT and others)

5 Please key in your "Security Password" and click on "Proceed" to complete the process.

Make maximum use of the “Discount Wallet” to gain double rewards

GLOBAL INVESTMENT BANK & CAPITAL TRUST

XiaoMing wants to purchase Investment Package worth of **USD 1,000** and chooses to pay with

(A) 70% of Activation Wallet + 30% of Discount Wallet

Then, XiaoMing has to

1. Top-up **USD 700** (only with BTC, ETH or USDT) to his **“Activation Wallet”**

The system will automatically deduct **USD 700** from XiaoMing’s **“Activation Wallet”**

2. Top-up **USD 300** (only with GUSDT™) to his **“Discount Wallet”**

The system will automatically deduct ~~USD300~~

USD150

(with an additional 50% rebate)

The rebate amount of USD 150 will remain in the “Discount Wallet” for XiaoMing’s next Investment Package purchase.

Xiao Ming has successfully purchased a USD 1,000 worth of Investment Package with the payment method:

(A) 70% of Activation Wallet + 30% of Discount Wallet

Investment Package Purchase Guide

GLOBAL INVESTMENT
BANK & CAPITAL TRUST

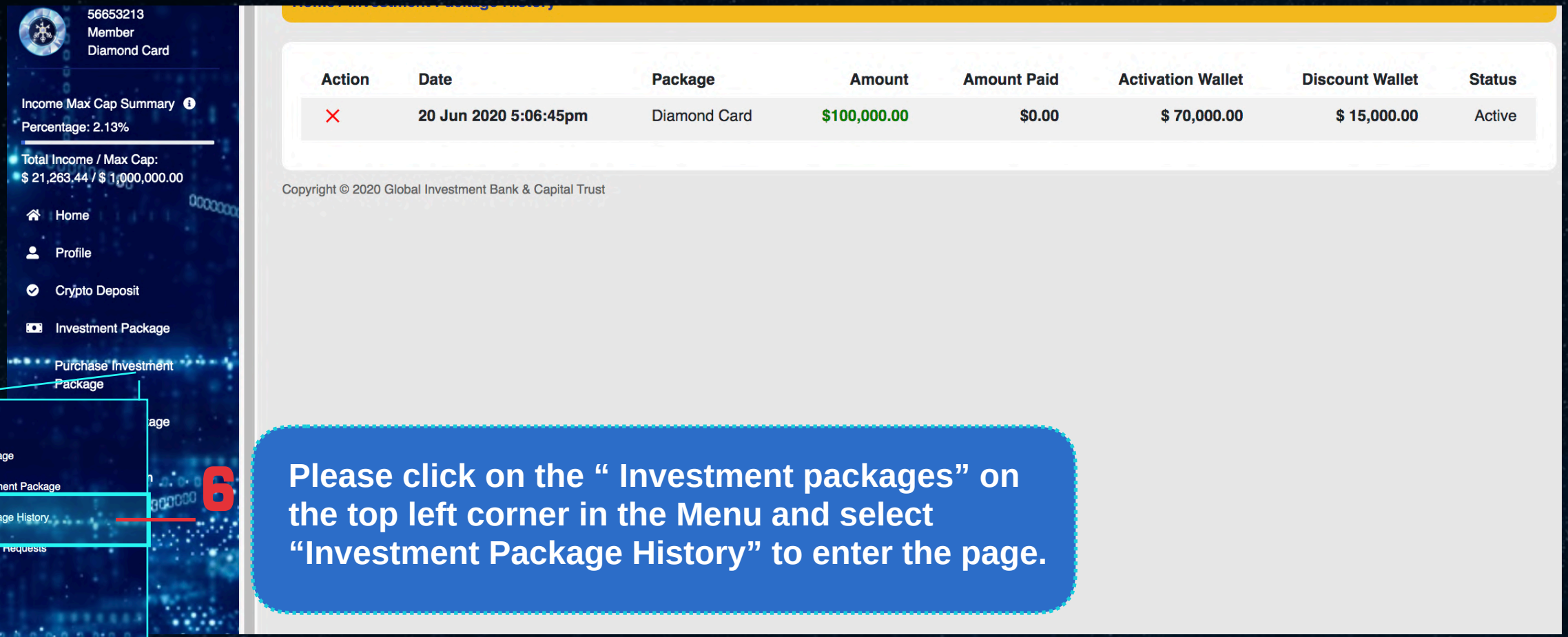

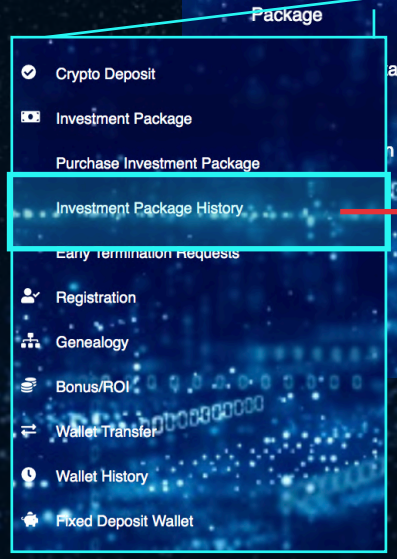

Please click on the “ Investment packages” on the top left corner in the Menu and select “Investment Package History” to enter the page.

GLOBAL INVESTMENT
BANK & CAPITAL TRUST

GIBANK.IO USER MANUAL

Wallet Transfer

Wallet Transfer

GLOBAL INVESTMENT
BANK & CAPITAL TRUST

Wallet Transfer Rules On GIB Platform:

Transfer Wallets	Receiver Wallet						
	Current Deposit Wallet	Activation Wallet	Discount Wallet	Fixed Deposit Wallet	MT5 Wallet	G-Share Wallet	G-Mall Wallet
Current Deposit Wallet	Non-Transferrable	Non-Transferrable	Own Account	Own Account	Own Account	Own Account	Own Account
Activation Wallet	Non-Transferrable	Other Account	Non-Transferrable	Non-Transferrable	Non-Transferrable	Non-Transferrable	Non-Transferrable
Discount Wallet	Non-Transferrable	Non-Transferrable	Other Account	Non-Transferrable	Non-Transferrable	Non-Transferrable	Non-Transferrable
Fixed Deposit Wallet	Non-Transferrable	Non-Transferrable	Non-Transferrable	Non-Transferrable	Own Account	Own Account	Own Account

Wallet Transfer

GLOBAL INVESTMENT
BANK & CAPITAL TRUST

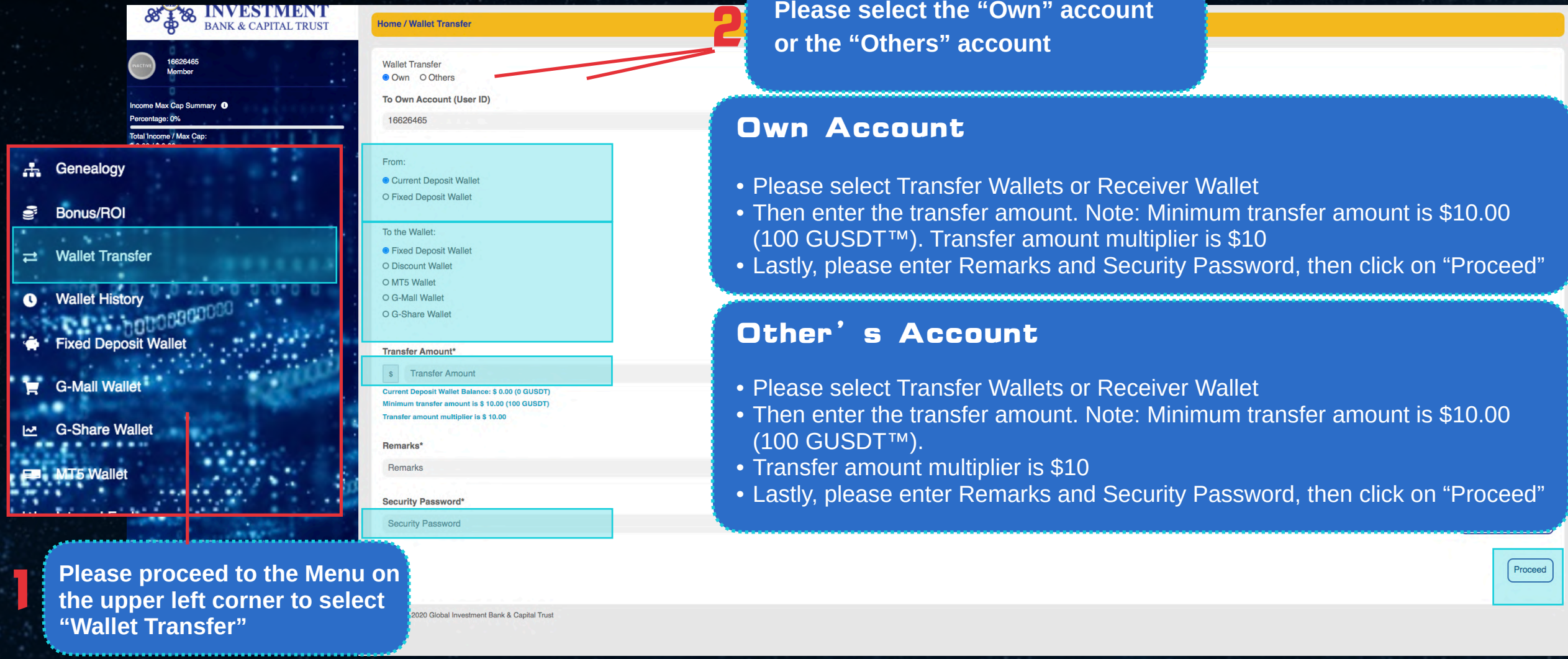

1 Please proceed to the Menu on the upper left corner to select "Wallet Transfer"

2 Please select the "Own" account or the "Others" account

Own Account

- Please select Transfer Wallets or Receiver Wallet
- Then enter the transfer amount. Note: Minimum transfer amount is $10.00 (100 GUSDT™). Transfer amount multiplier is $10
- Lastly, please enter Remarks and Security Password, then click on "Proceed"

Other's Account

- Please select Transfer Wallets or Receiver Wallet
- Then enter the transfer amount. Note: Minimum transfer amount is $10.00 (100 GUSDT™).
- Transfer amount multiplier is $10
- Lastly, please enter Remarks and Security Password, then click on "Proceed"

GLOBAL INVESTMENT
BANK & CAPITAL TRUST

GIBANK.IO USER MANUAL

Early Termination Request

Early Termination Request

GLOBAL INVESTMENT
BANK & CAPITAL TRUST

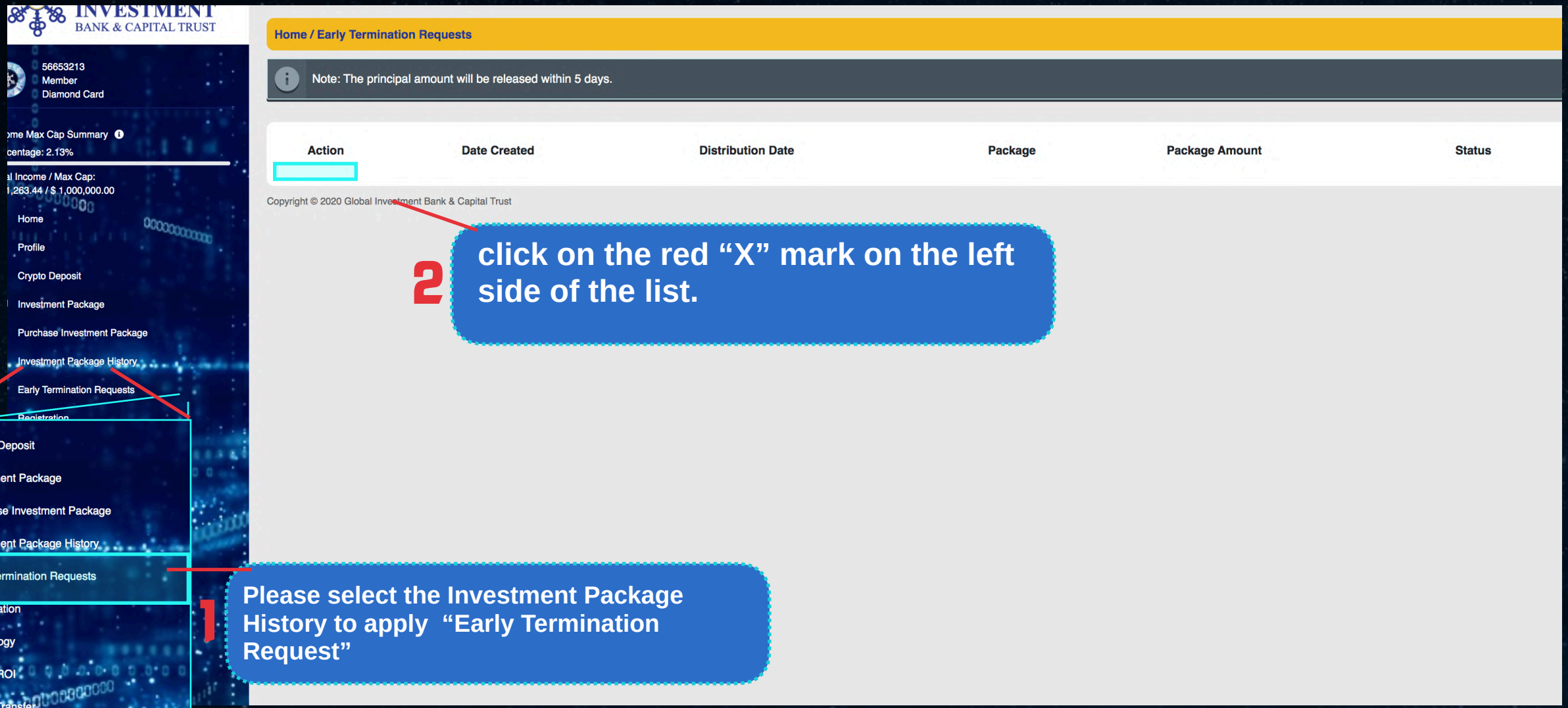

2 click on the red “X” mark on the left side of the list.

1 Please select the Investment Package History to apply “Early Termination Request”

Early Termination Request

GLOBAL INVESTMENT
BANK & CAPITAL TRUST

Home / Early Termination Request

3

The“ Early Termination Request” processing fee and the “Grand Total” will be displayed on the page

Show/Hide Fee Details based on your In

Less than 3 Month(s)	40% Processing Fee
Between 3 Month(s) and 6 Month(s)	30% Processing Fee
Between 6 Month(s) and 1 Year(s)	15% Processing Fee
More than 1 Year(s)	No Processing Fee
Investment Package Price	**$ 85,000.00**
Withdrawal Period	**26 day(s)**
Processing Fee (%)	**40 %**
Processing Fee	**$ 34,000.00**
Grand Total	

Security Password*

Forgot Security Password?

Note: The principal amount will be released within 5 days. You will still

- Enter your “Security Password” and click on “Proceed” ;
- The system will release the capital of the investment package on the 5th day to the users.

Back

Proceed

Early Termination Request

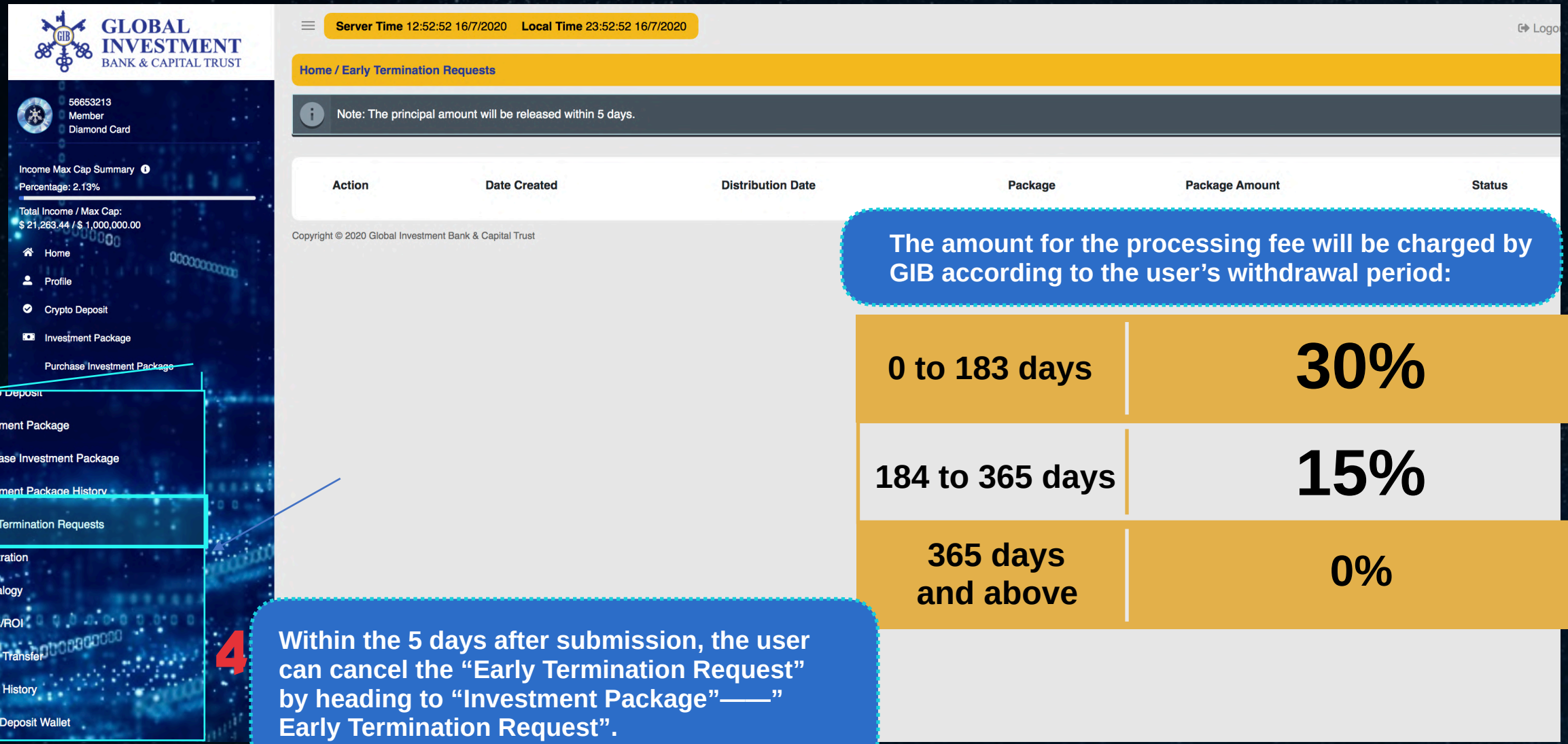

The amount for the processing fee will be charged by GIB according to the user's withdrawal period:

0 to 183 days	30%
184 to 365 days	15%
365 days and above	0%

4

Within the 5 days after submission, the user can cancel the "Early Termination Request" by heading to "Investment Package"——" Early Termination Request".

GLOBAL INVESTMENT
BANK & CAPITAL TRUST

GIBANK.IO USER MANUAL

Invitation Link

Invitation Link

GLOBAL INVESTMENT BANK & CAPITAL TRUST

1 The user must purchase the investment package to unlock the “Invitation Link”

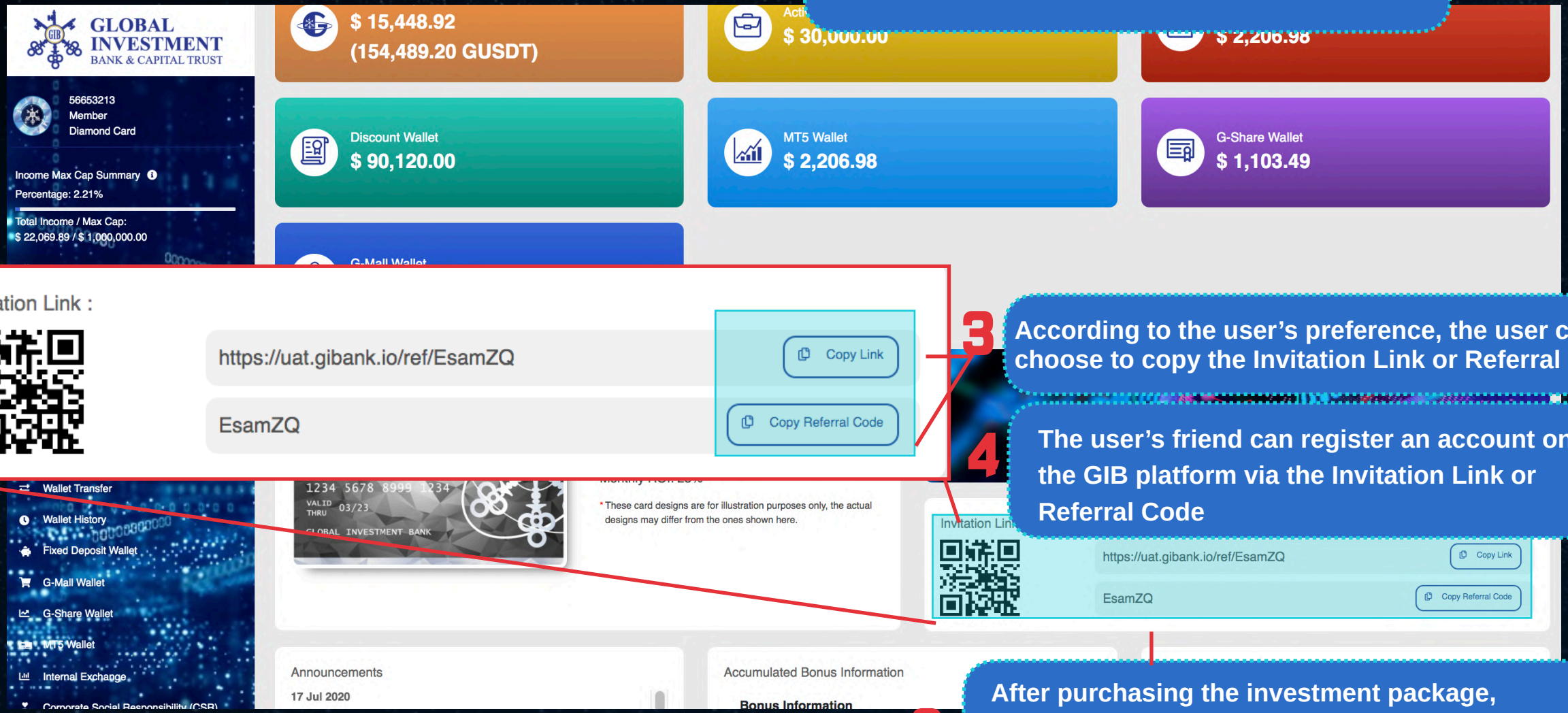

3 According to the user’s preference, the user can choose to copy the Invitation Link or Referral Code

4 The user’s friend can register an account on the GIB platform via the Invitation Link or Referral Code

2 After purchasing the investment package, the user can look for the Invitation Link on the main page

GLOBAL INVESTMENT
BANK & CAPITAL TRUST

GIBANK.IO USER MANUAL

Fixed Deposit Certification

Fixed Deposit Certification

GLOBAL INVESTMENT BANK & CAPITAL TRUST

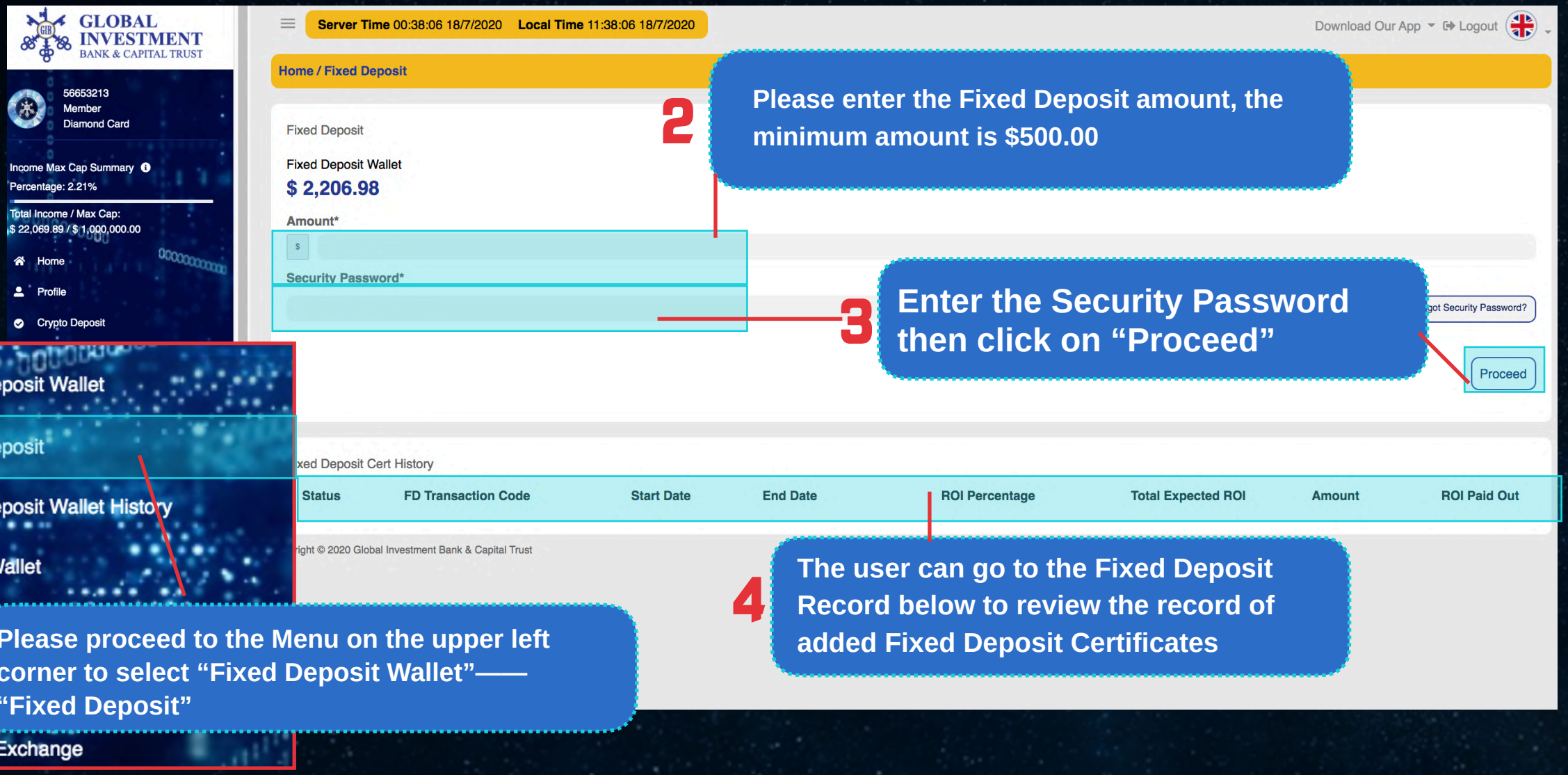

GLOBAL INVESTMENT
BANK & CAPITAL TRUST

GIBANK.IO USER MANUAL

CSR Charity Donation

CSR Charity Donation

GIB encourages users to work on the charity ideology of **“from the society, for the society”.** Let’s contribute our efforts to make the world a place filled with love. To donate:

1 Please proceed to the Menu on the upper left corner to select “CSR”

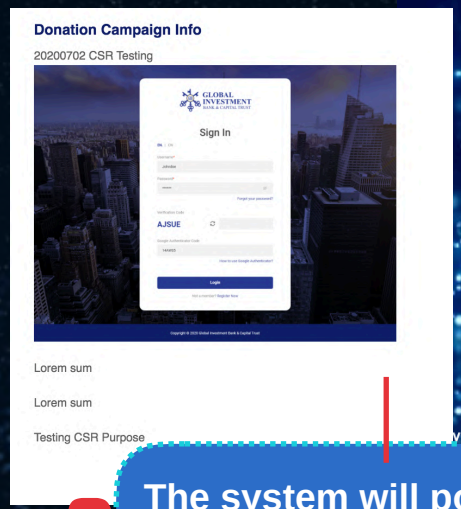

2 The system will pop up a window and display the current GIB’s CSR events

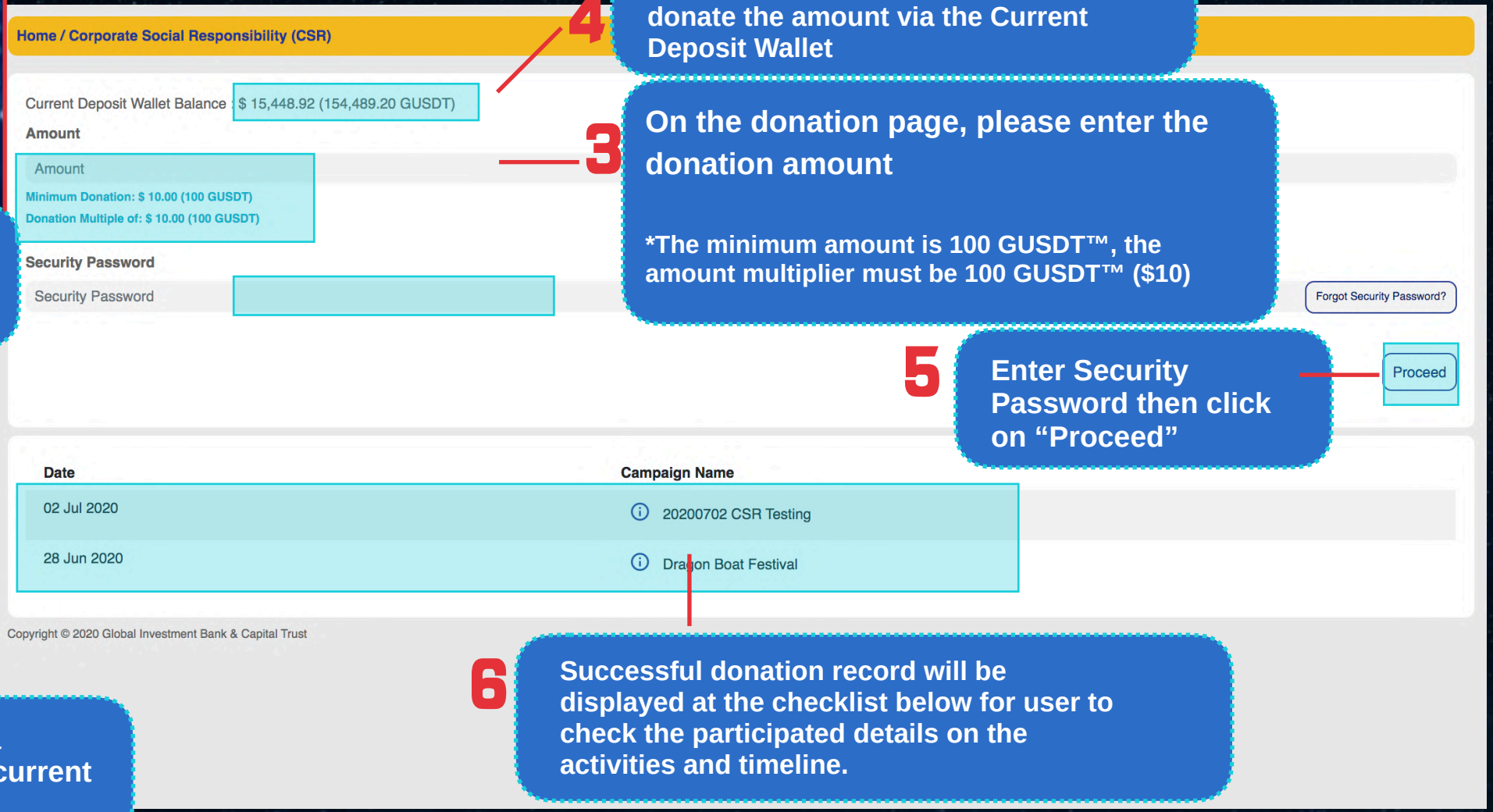

4 Please be reminded that users can only donate the amount via the Current Deposit Wallet

3 On the donation page, please enter the donation amount

*The minimum amount is 100 GUSDT™, the amount multiplier must be 100 GUSDT™ ($10)

5 Enter Security Password then click on “Proceed”

6 Successful donation record will be displayed at the checklist below for user to check the participated details on the activities and timeline.

GLOBAL INVESTMENT
BANK & CAPITAL TRUST

GIBANK.IO USER MANUAL

Bonus / ROI

Bonus

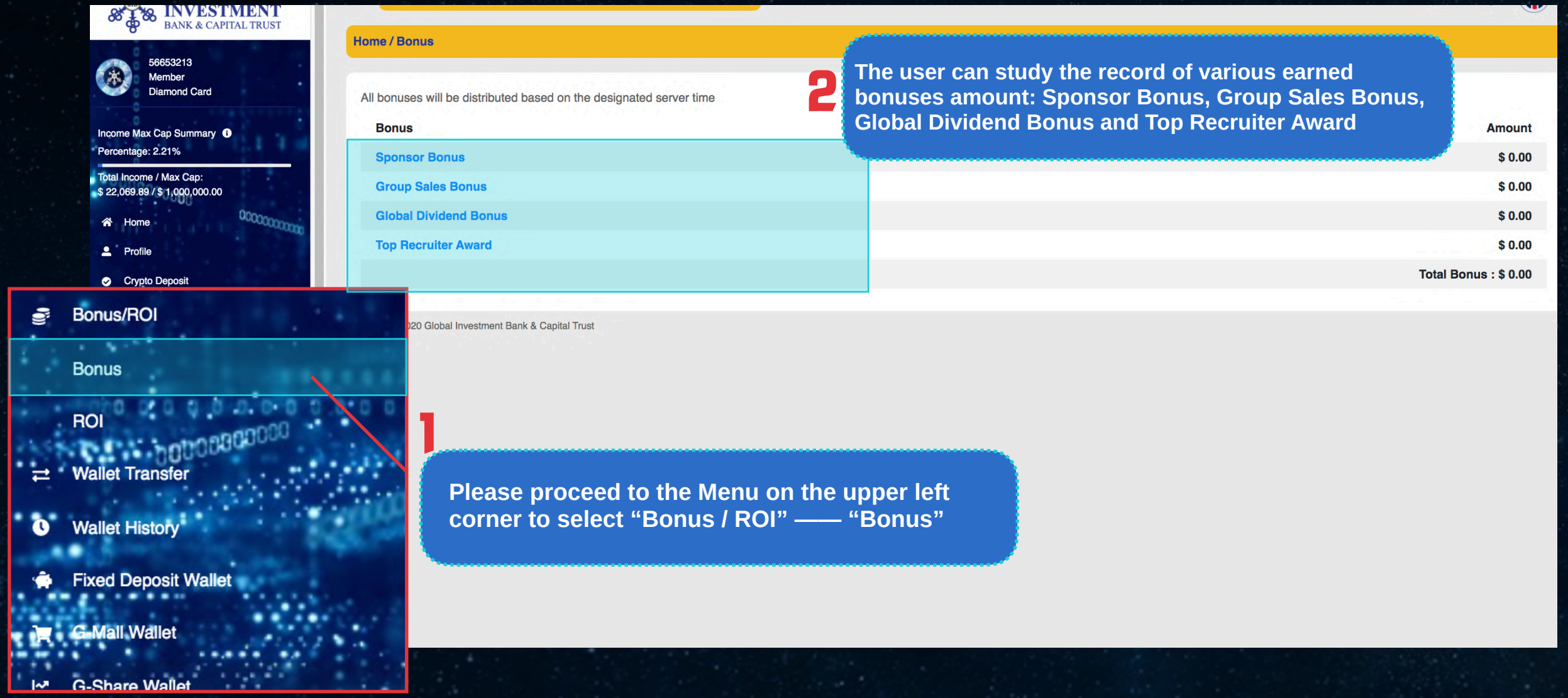

2

The user can study the record of various earned bonuses amount: Sponsor Bonus, Group Sales Bonus, Global Dividend Bonus and Top Recruiter Award

1

Please proceed to the Menu on the upper left corner to select “Bonus / ROI” —— “Bonus”

ROI

GLOBAL INVESTMENT
BANK & CAPITAL TRUST

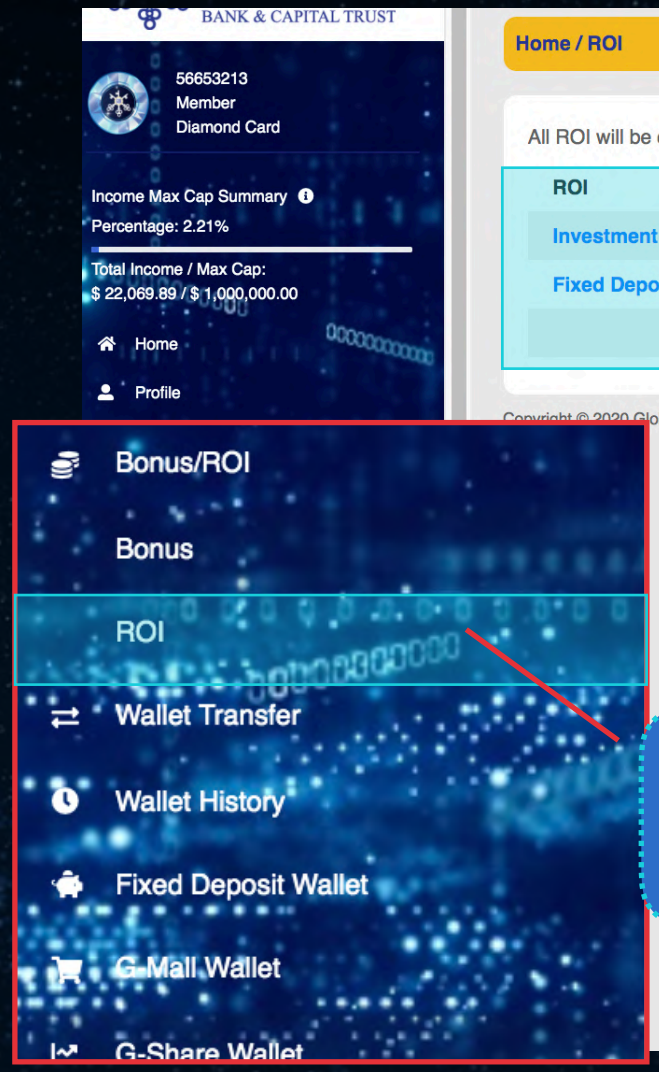

1

Please proceed to the Menu on the upper left corner to select “Bonus / ROI” —— “ROI”

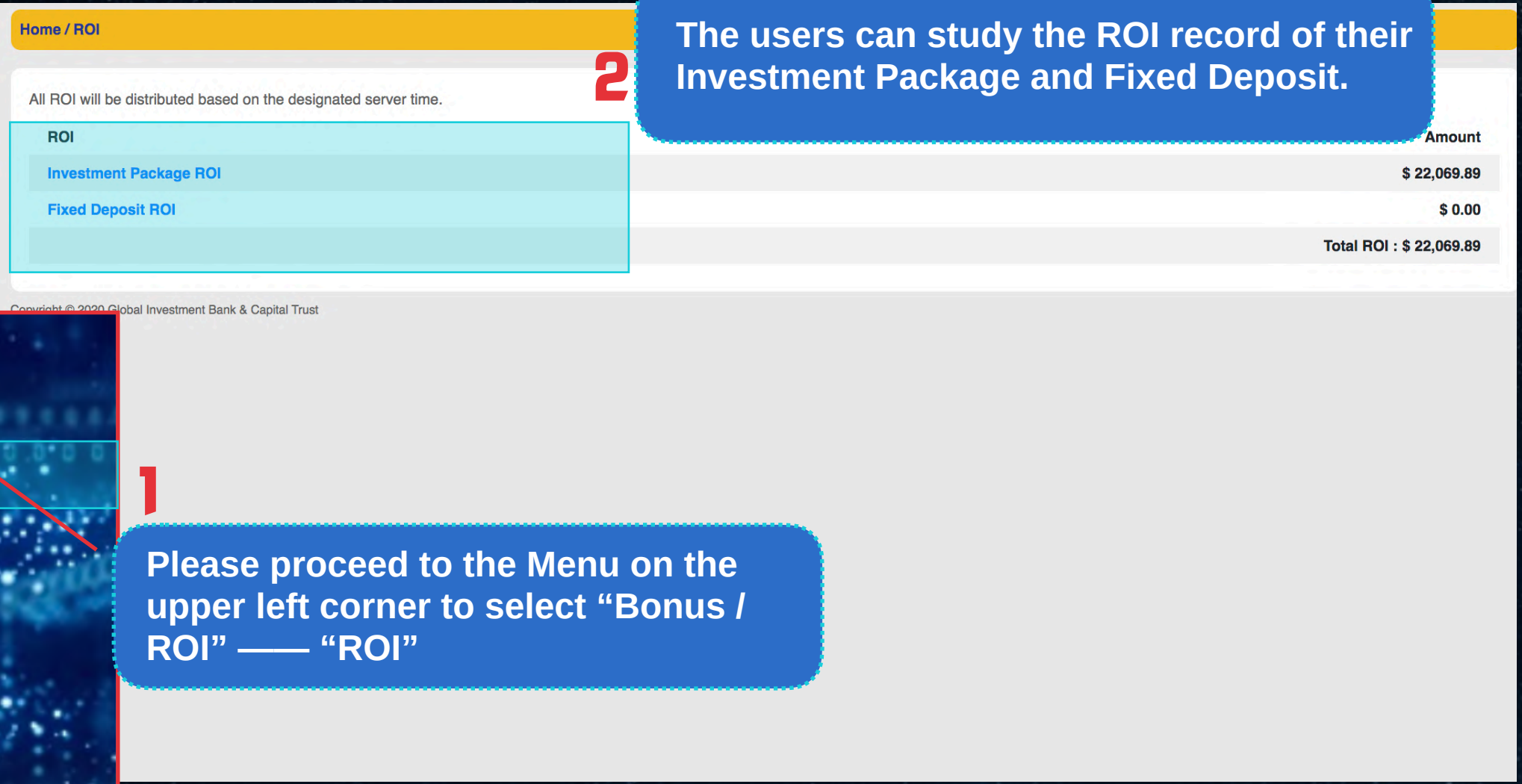

2

The users can study the ROI record of their Investment Package and Fixed Deposit.

GLOBAL INVESTMENT
BANK & CAPITAL TRUST

GIBANK.IO USER MANUAL

Genealogy

- Sponsor Genealogy
- Network View

Sponsor Geneology

GLOBAL INVESTMENT
BANK & CAPITAL TRUST

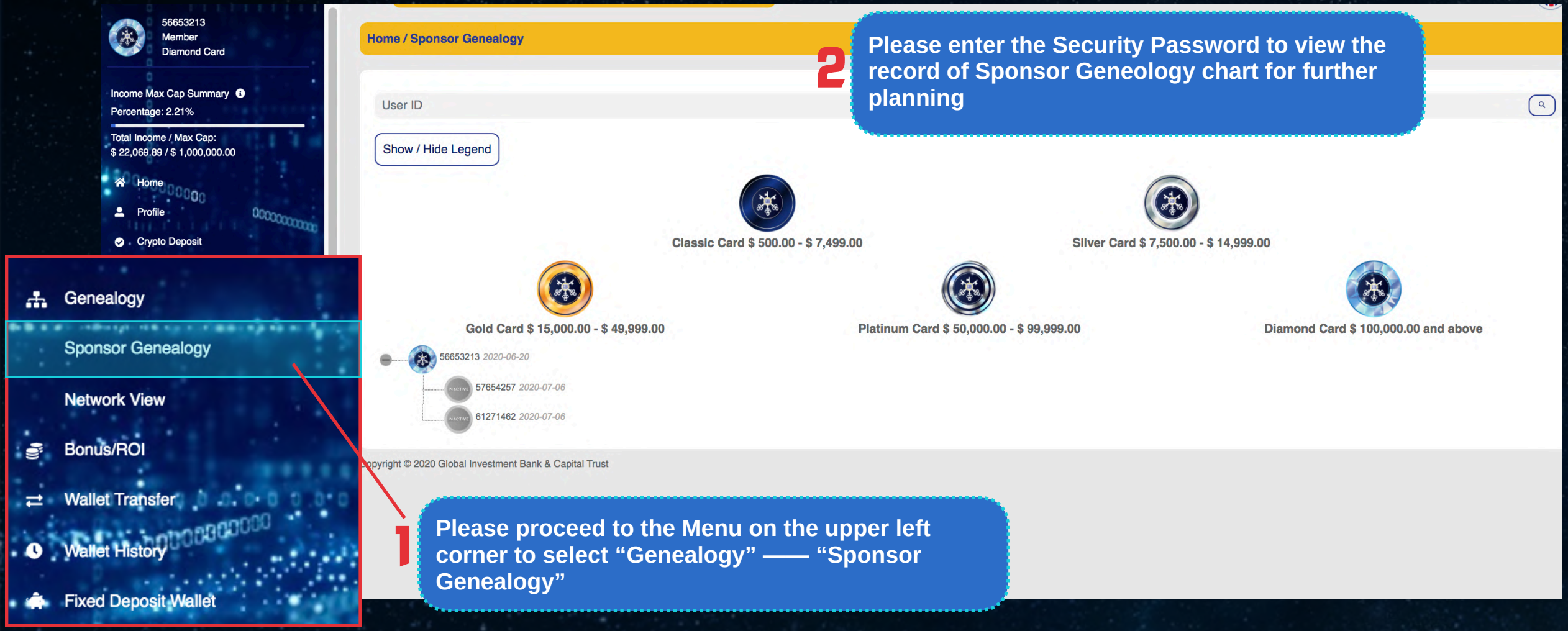

1 Please proceed to the Menu on the upper left corner to select “Genealogy” —— “Sponsor Genealogy”

2 Please enter the Security Password to view the record of Sponsor Geneology chart for further planning

Network View

GLOBAL INVESTMENT
BANK & CAPITAL TRUST

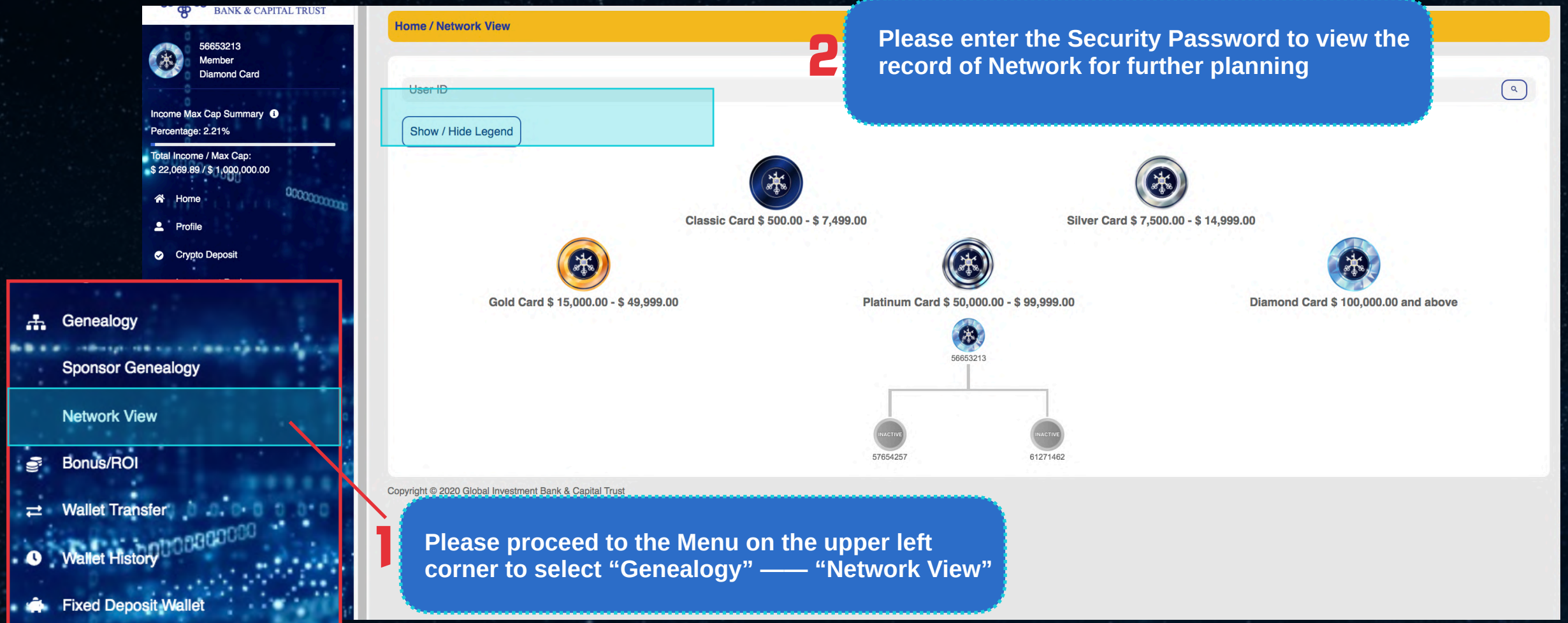

2 Please enter the Security Password to view the record of Network for further planning

1 Please proceed to the Menu on the upper left corner to select “Genealogy” —— “Network View”

GLOBAL INVESTMENT
BANK & CAPITAL TRUST

GIBANK.IO USER MANUAL

Request Ticket Submission

Request Ticket Submission

GLOBAL INVESTMENT BANK & CAPITAL TRUST

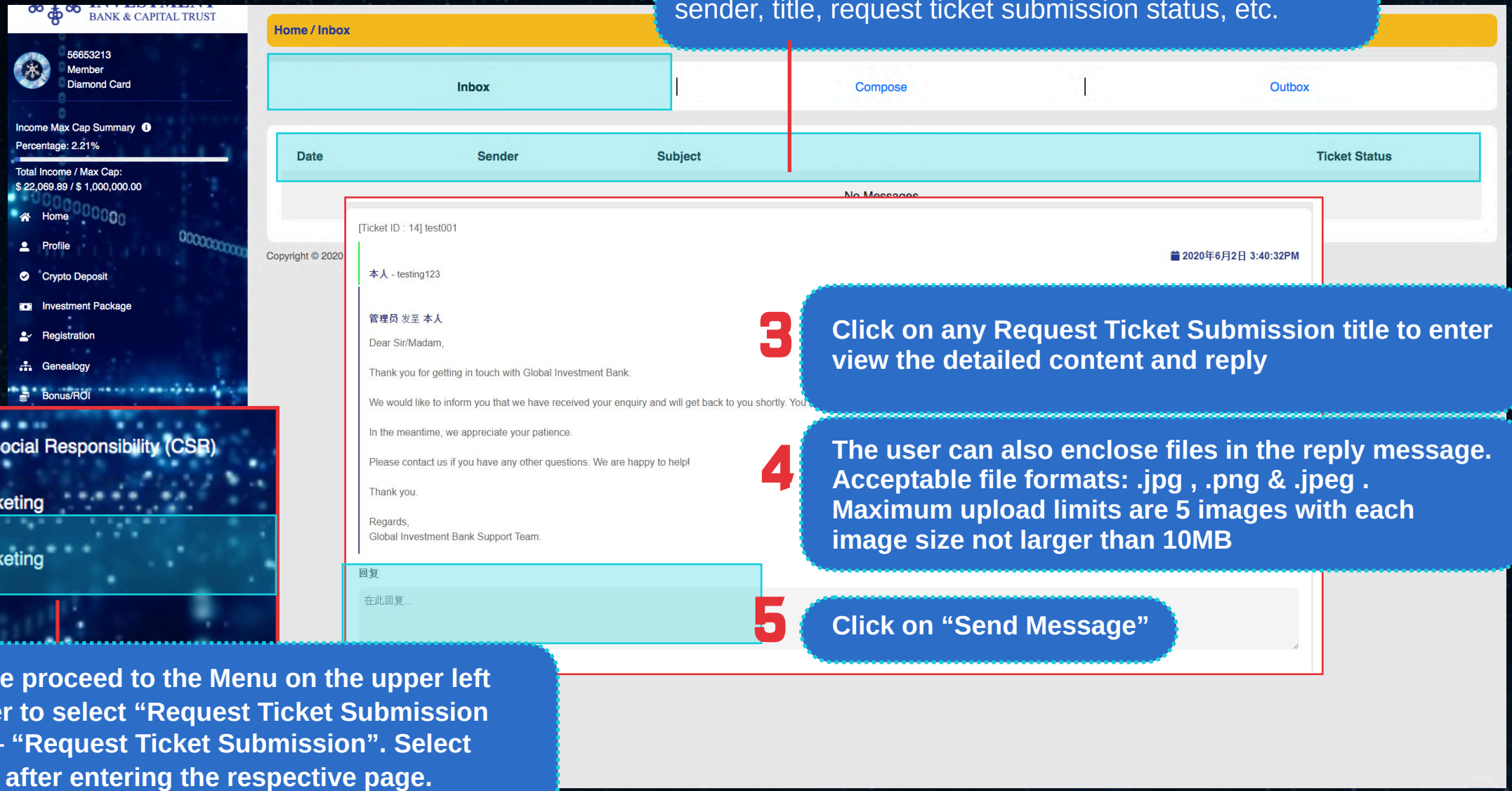

1 Please proceed to the Menu on the upper left corner to select “Request Ticket Submission ” —— “Request Ticket Submission”. Select email after entering the respective page.

2 This category displays all of the news and messages the user has received from the GIB platform including date, sender, title, request ticket submission status, etc.

3 Click on any Request Ticket Submission title to enter view the detailed content and reply

4 The user can also enclose files in the reply message. Acceptable file formats: .jpg , .png & .jpeg . Maximum upload limits are 5 images with each image size not larger than 10MB

5 Click on “Send Message”

Request Ticket Submission

GLOBAL INVESTMENT
BANK & CAPITAL TRUST

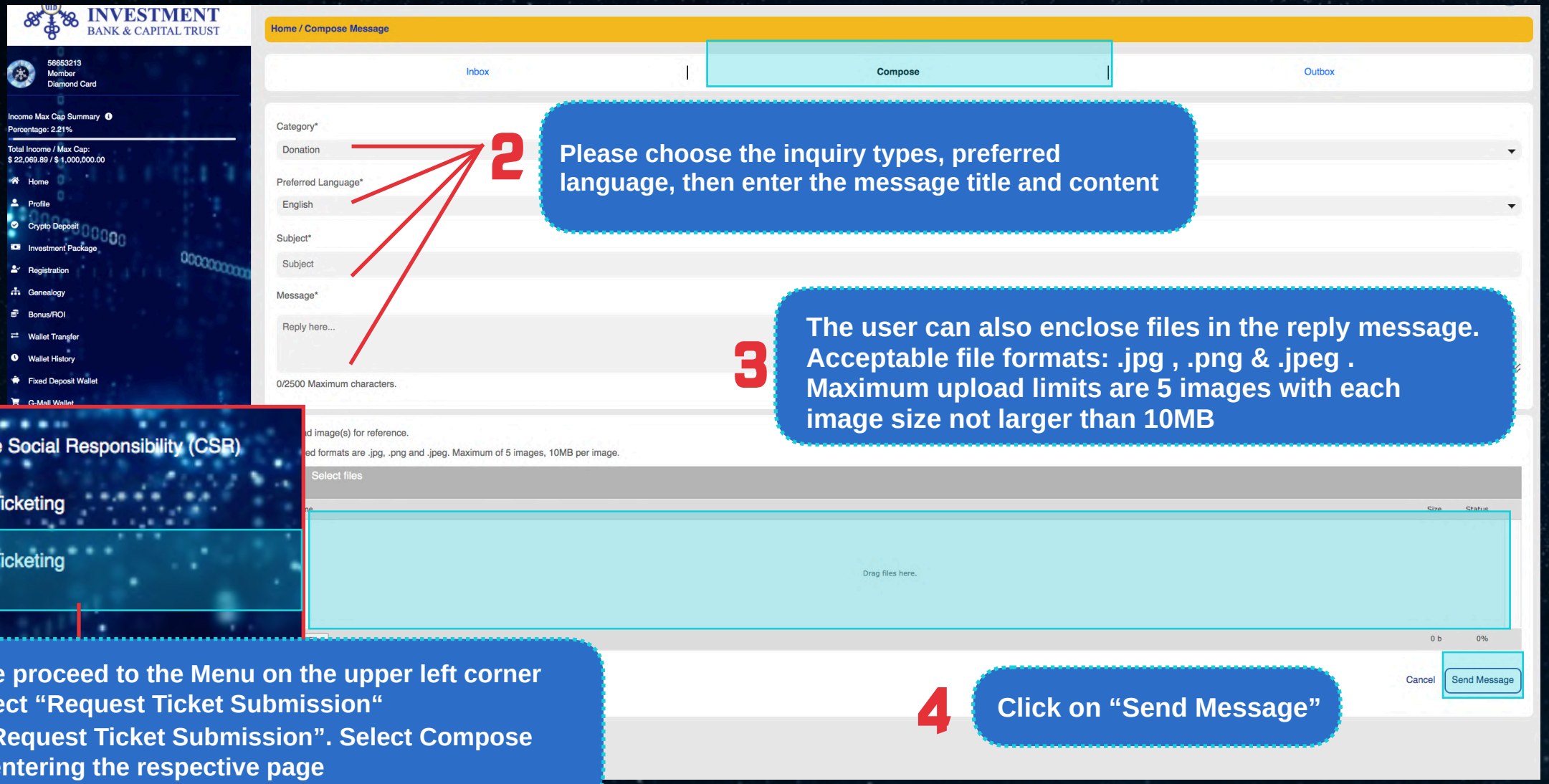

1 Please proceed to the Menu on the upper left corner to select “Request Ticket Submission“ ——“Request Ticket Submission”. Select Compose after entering the respective page

2 Please choose the inquiry types, preferred language, then enter the message title and content

3 The user can also enclose files in the reply message. Acceptable file formats: .jpg , .png & .jpeg . Maximum upload limits are 5 images with each image size not larger than 10MB

4 Click on “Send Message”

GLOBAL INVESTMENT
BANK & CAPITAL TRUST

GIBANK.IO USER MANUAL

P2P Withdrawal Guide

- Buyer GUSDT™ Reload Guide
- Seller GUSDT™ Selling Guide
- P2P USDT Withdrawal Guide

Buyer GUSDT™ Reload Guide

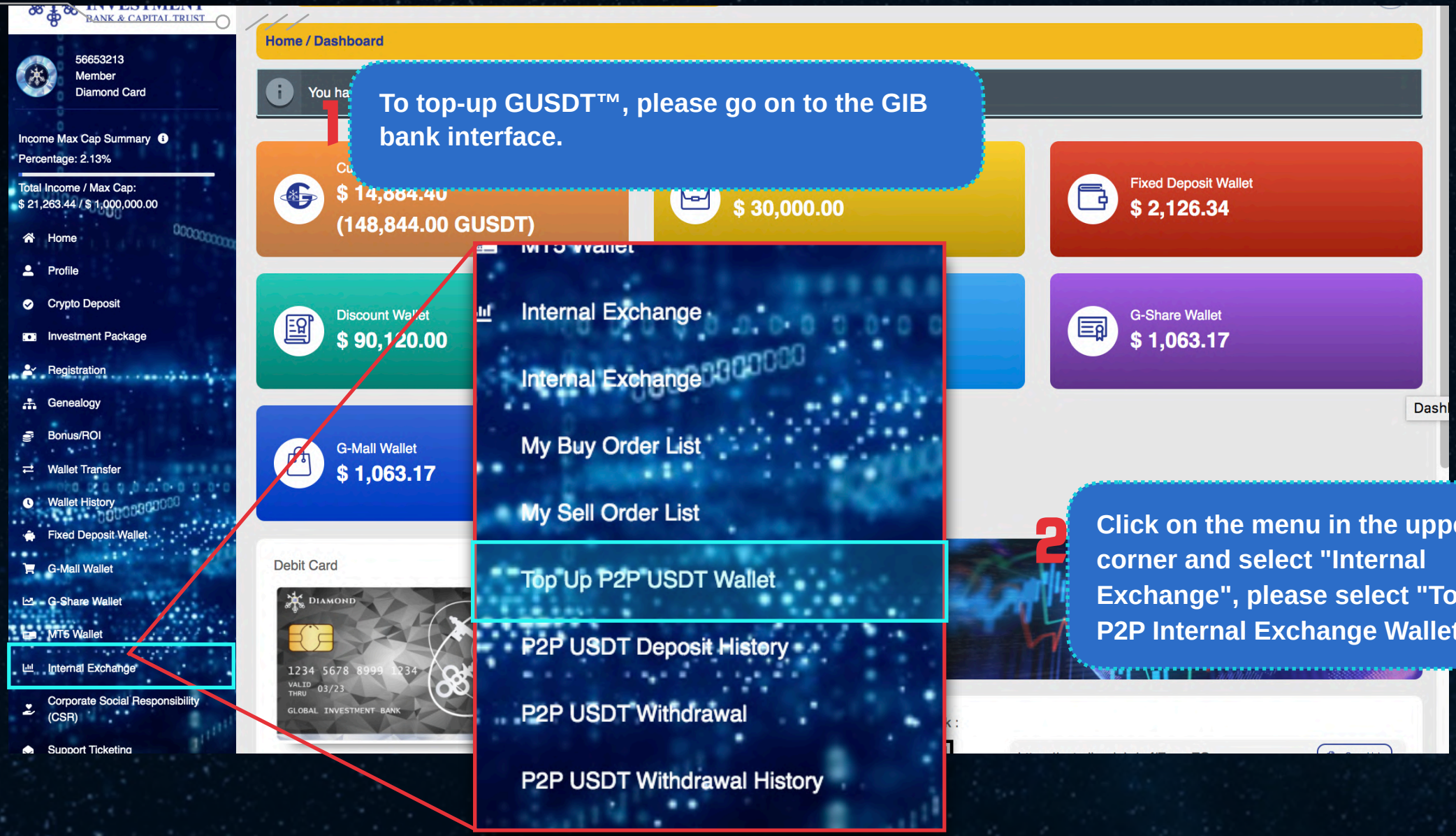

Buyer GUSDT™ Reload Guide

GLOBAL INVESTMENT BANK & CAPITAL TRUST

Home / Top Up P2P USDT Wal

3 Please select the cryptocurrency payment method.

Payment Method

- ◉ USDT - ERC20
- ○ USDT - Omni

Deposit Terms:

This address only accepts deposits with USDT - ERC20.

Please do not send digital assets other than USDT - ERC20 to this address, otherwise the assets will not be recove

0xadDf030515BAa87C4fE656c185e32edC32dFE2E1 Copy

Crypto Rate Disclaimer

The crypto rate will be updated e… …en the system receives the crypto amount.

Current USDT - ERC2… U… $ 1.00

A network fee will be deduc… …or 0.1% of your total top up amount.

Any top up amount requested…

4 Please create crypto address below

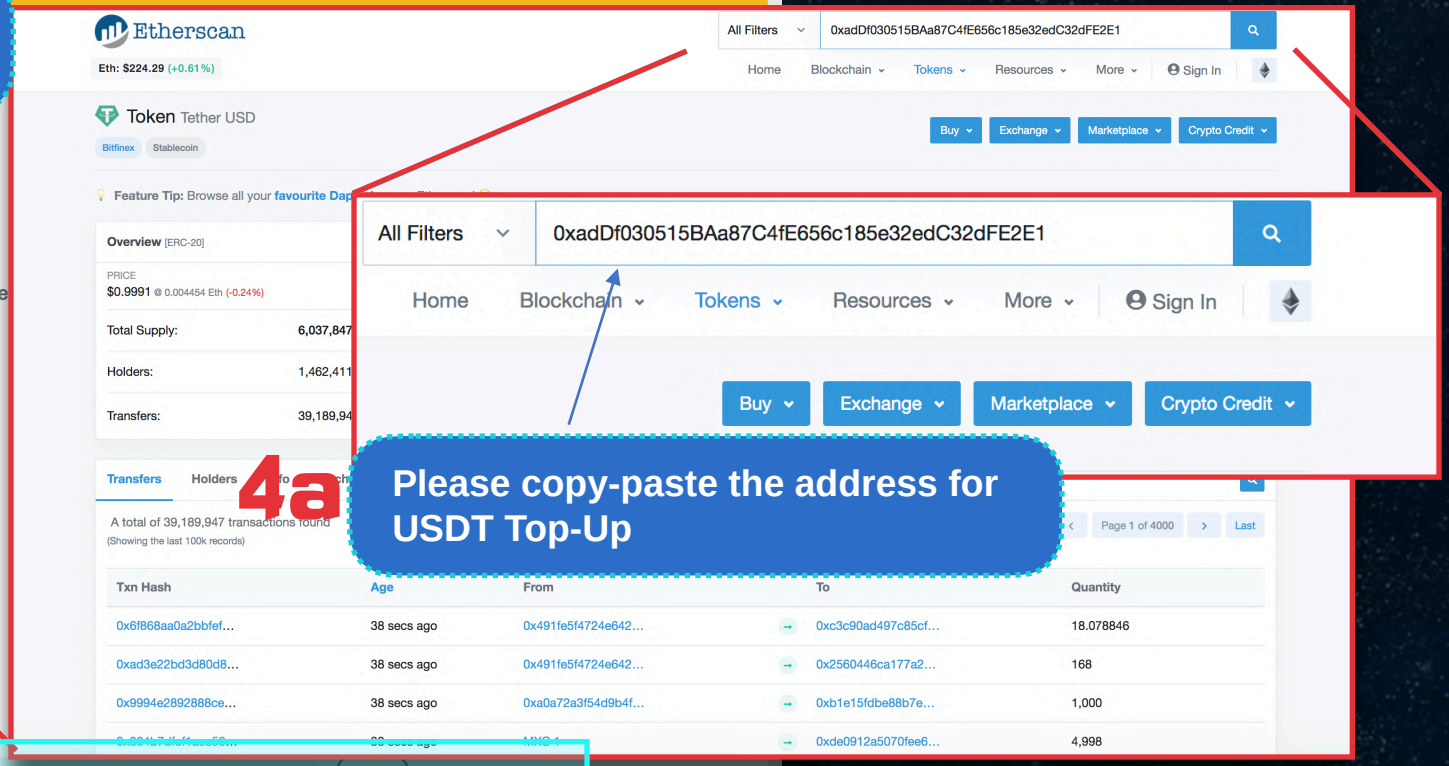

4a Please copy-paste the address for USDT Top-Up

Buyer GUSDT™ Reload Guide

GLOBAL INVESTMENT BANK & CAPITAL TRUST

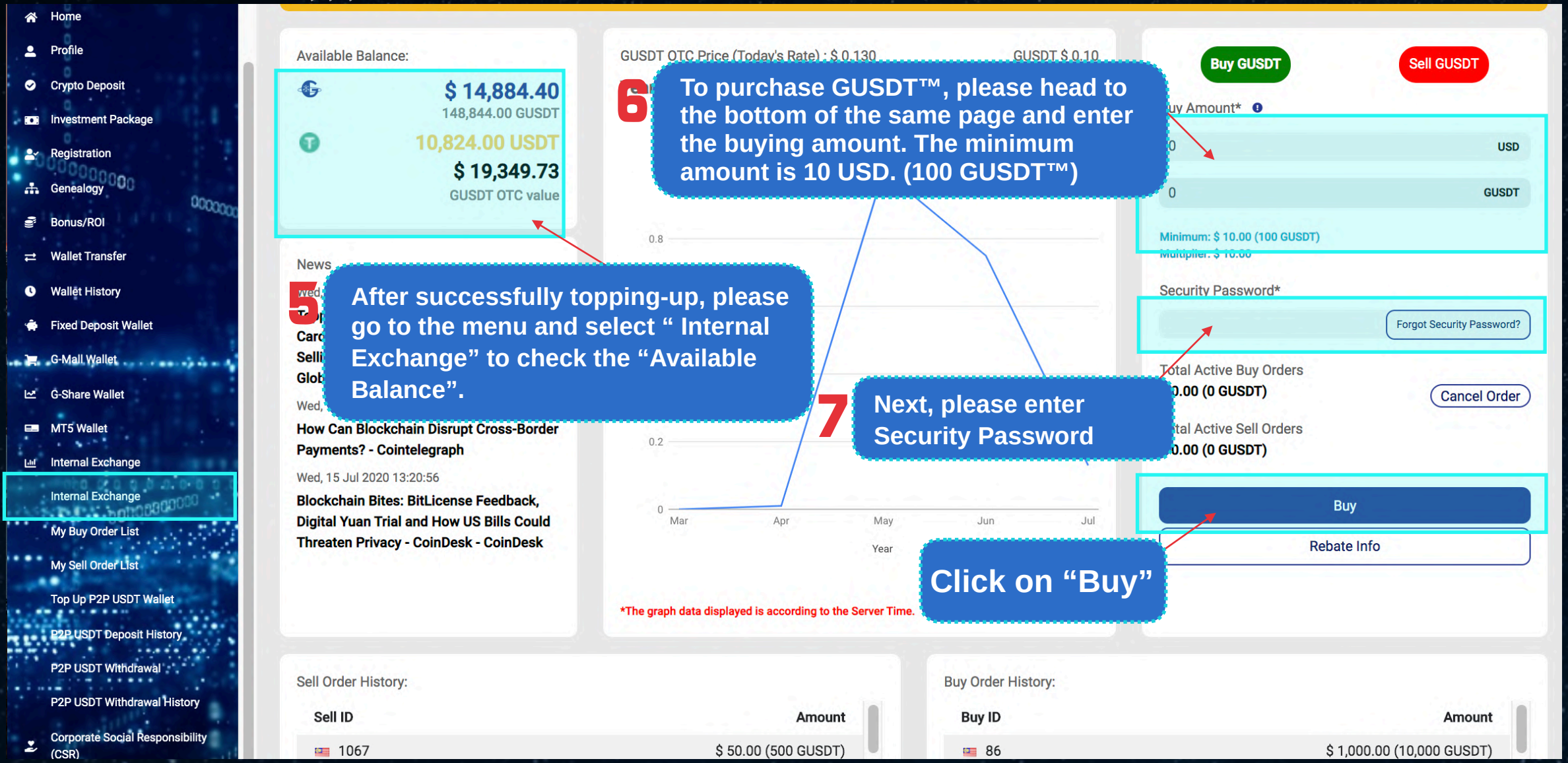

5 After successfully topping-up, please go to the menu and select " Internal Exchange" to check the "Available Balance".

6 To purchase GUSDT™, please head to the bottom of the same page and enter the buying amount. The minimum amount is 10 USD. (100 GUSDT™)

7 Next, please enter Security Password

Click on "Buy"

Buyer GUSDT™ Reload Guide

GLOBAL INVESTMENT
BANK & CAPITAL TRUST

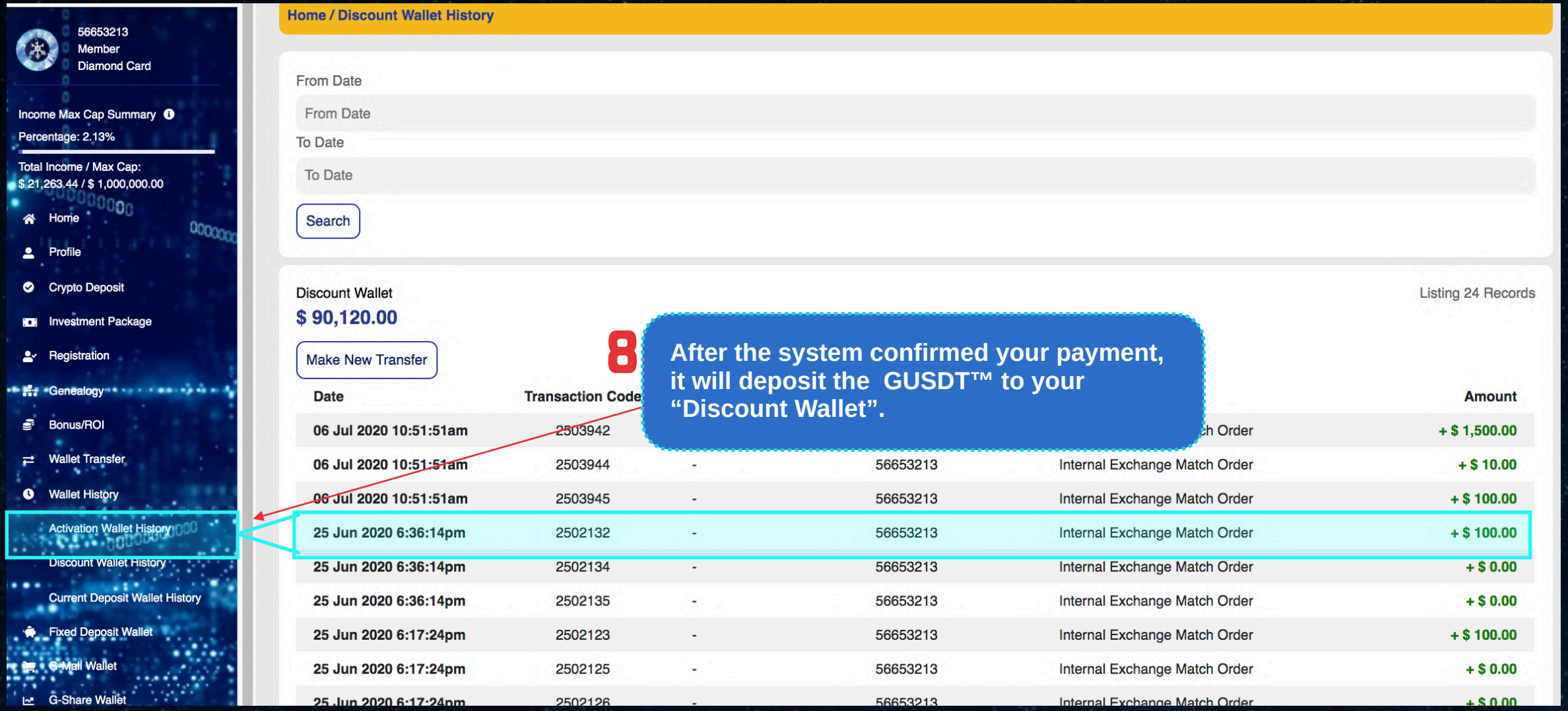

Buyer GUSDT™ Reload Guide

GLOBAL INVESTMENT BANK & CAPITAL TRUST

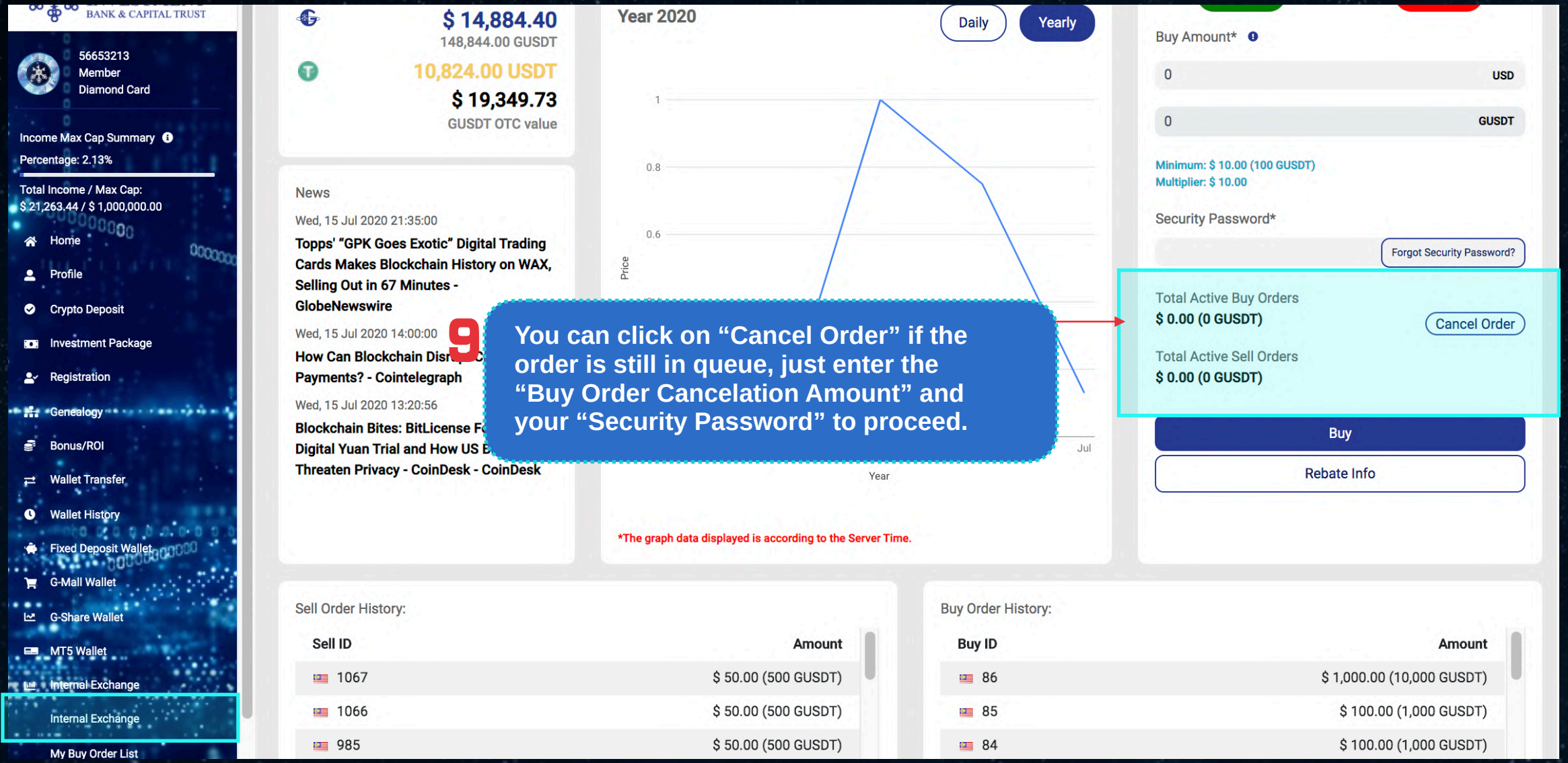

Buyer GUSDT™ Reload Guide

GLOBAL INVESTMENT
BANK & CAPITAL TRUST

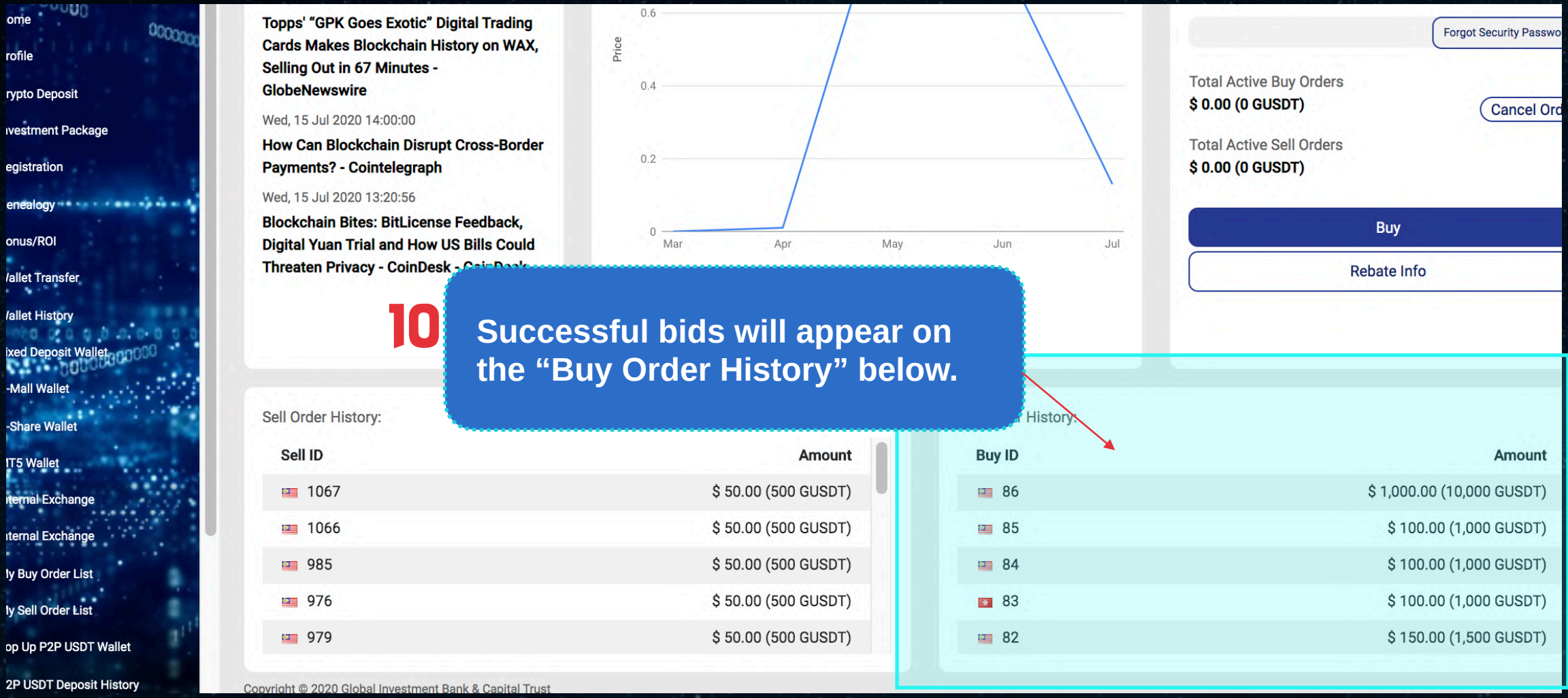

During the GUSDT™ buying, the different ranking of the user will receive different rebate respectively, that rebate will be kept in their "Discount Wallet."

GLOBAL INVESTMENT
BANK & CAPITAL TRUST

Unit Manager +30% of the purchased amount

Regional Manager +40% of the purchased amount

Global Manager +50% of the purchased amount

Buying USD1,000 worth of GUSDT™

Unit Manager

+30% of the purchased amount

+30% of the purchased amount

+USD1,300 worth of

The total of USD1,300 worth of GUSDT™ will be kept in the "Discount Wallet"

Seller GUSDT™ Selling Guide

GLOBAL INVESTMENT BANK & CAPITAL TRUST

1

Please click on the menu from the upper left corner and select the “Internal Exchange” interface.

2

Please select “ Sell GUSDT™” option, enter the amount of GUSDT™ the user wants to sell.

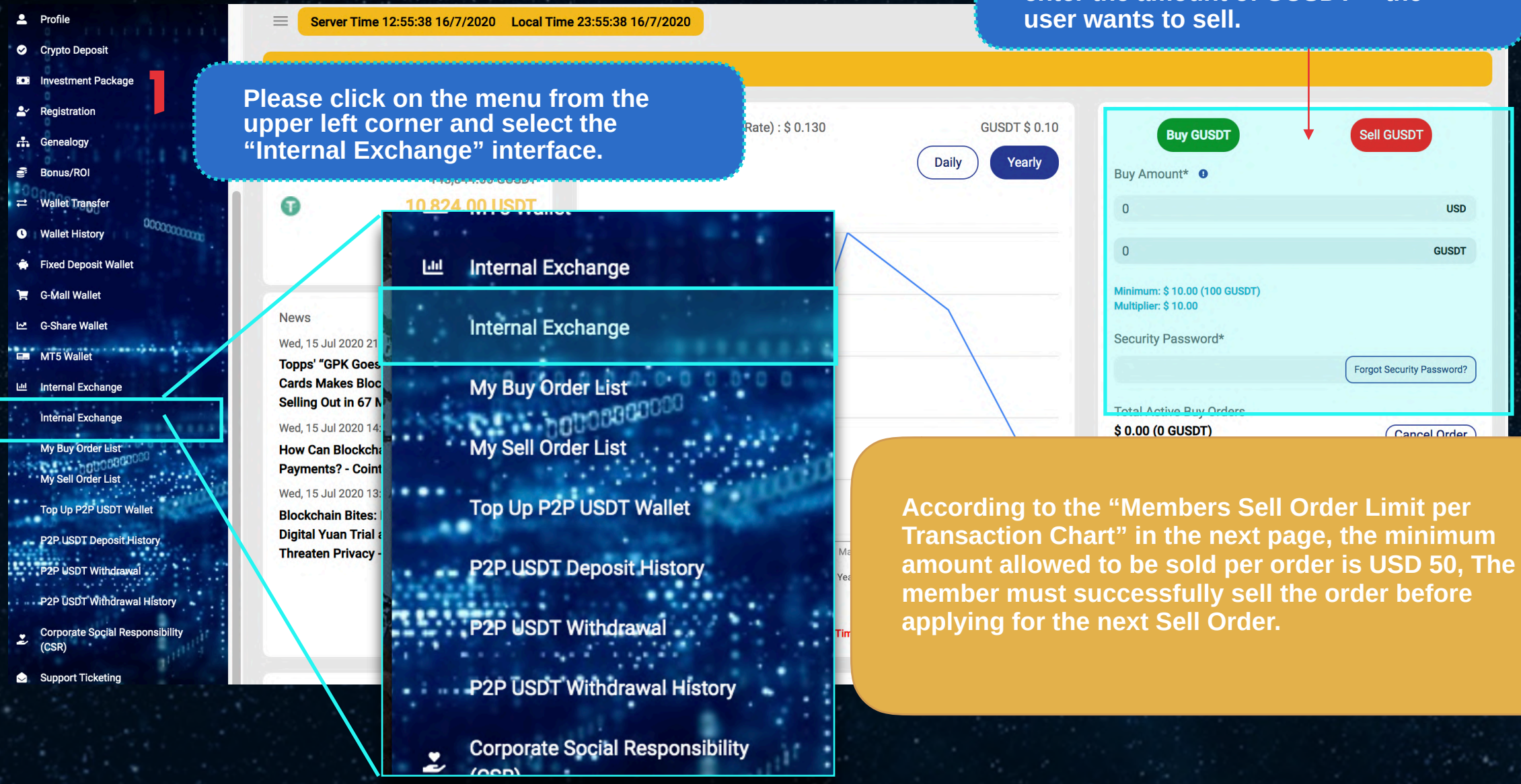

According to the “Members Sell Order Limit per Transaction Chart” in the next page, the minimum amount allowed to be sold per order is USD 50, The member must successfully sell the order before applying for the next Sell Order.

Seller GUSDT™ Selling Guide

GLOBAL INVESTMENT
BANK & CAPITAL TRUST

3 The system will charge **10%** for processing fees.



The system automatically deducts **USD 55 (50 + 10% for processing fee)** from the “Discount Wallet”, which is equivalent to 550 GUSDT™.

Seller GUSDT™ Selling Guide

GLOBAL INVESTMENT BANK & CAPITAL TRUST

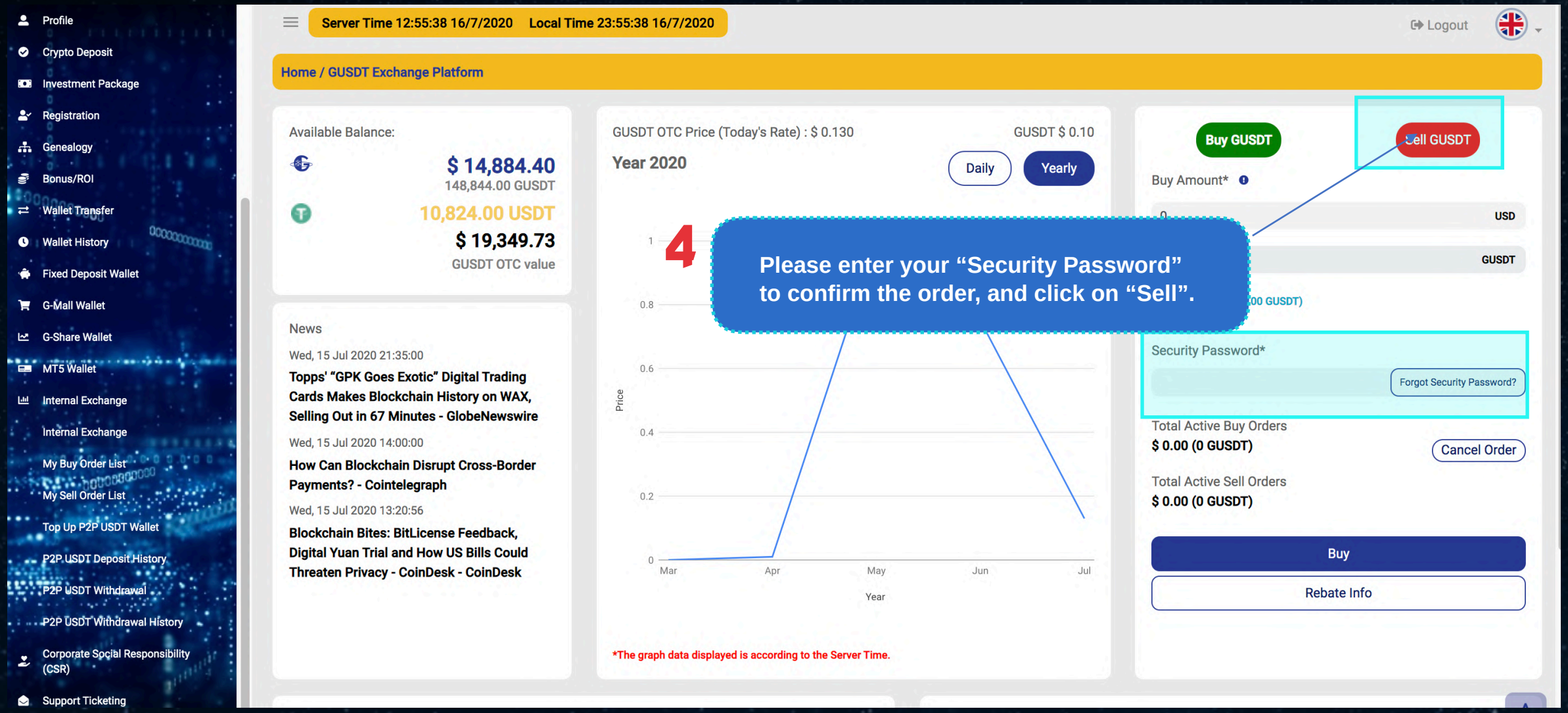

Seller GUSDT™ Selling Guide

GLOBAL INVESTMENT
BANK & CAPITAL TRUST

5 After the system confirmed the buyer purchased the Sell Order

The Seller's GUSDT™ will be released to Buyer's wallet

The Seller will receive the corresponding USDT.

Seller GUSDT™ Selling Guide

GLOBAL INVESTMENT BANK & CAPITAL TRUST

Wed, 15 Jul 2020 21:35:00

Topps' "GPK Goes Exotic" Digital Trading Cards Makes Blockchain History on WAX, Selling Out in 67 Minutes - GlobeNewswire

Wed, 15 Jul 2020 14:00:00

How Can Blockchain Disrupt Cross-Border Payments? - Cointelegraph

Wed, 15 Jul 2020 13:20:56

Blockchain Bites: BitLicense Feedback, Digital Yuan Trial and How US Bills Could Threaten Privacy - CoinDesk - CoinDesk

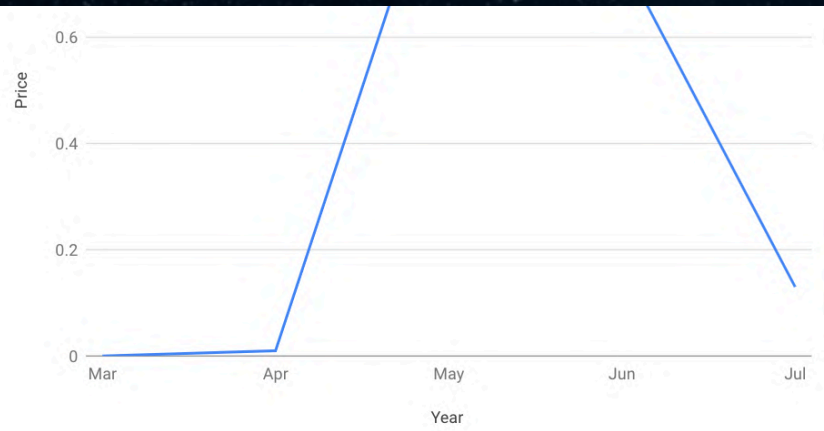

*The graph data displayed is according to the Server Time.

Security Password*

Forgot Security Password?

Total Active Buy Orders

$ 0.00 (0 GUSDT)

Cancel Order

Total Active Sell Orders

$ 0.00 (0 GUSDT)

Buy

Rebate Info

Sell Order History:

Sell ID	Amount
1067	
1066	
985	
976	$ 50.00 (500 GUSDT)
979	$ 50.00 (500 GUSDT)

6

Successful Sell Orders will be recorded in the "Sell Order History" column at the bottom.

Buy Order History:

Buy ID	Amount
86	$ 1,000.00 (10,000 GUSDT)
85	$ 100.00 (1,000 GUSDT)
84	$ 100.00 (1,000 GUSDT)
83	$ 100.00 (1,000 GUSDT)
82	$ 150.00 (1,500 GUSDT)

Copyright © 2020 Global Investment Bank & Capital Trust

Seller GUSDT™ Selling Guide

GLOBAL INVESTMENT
BANK & CAPITAL TRUST

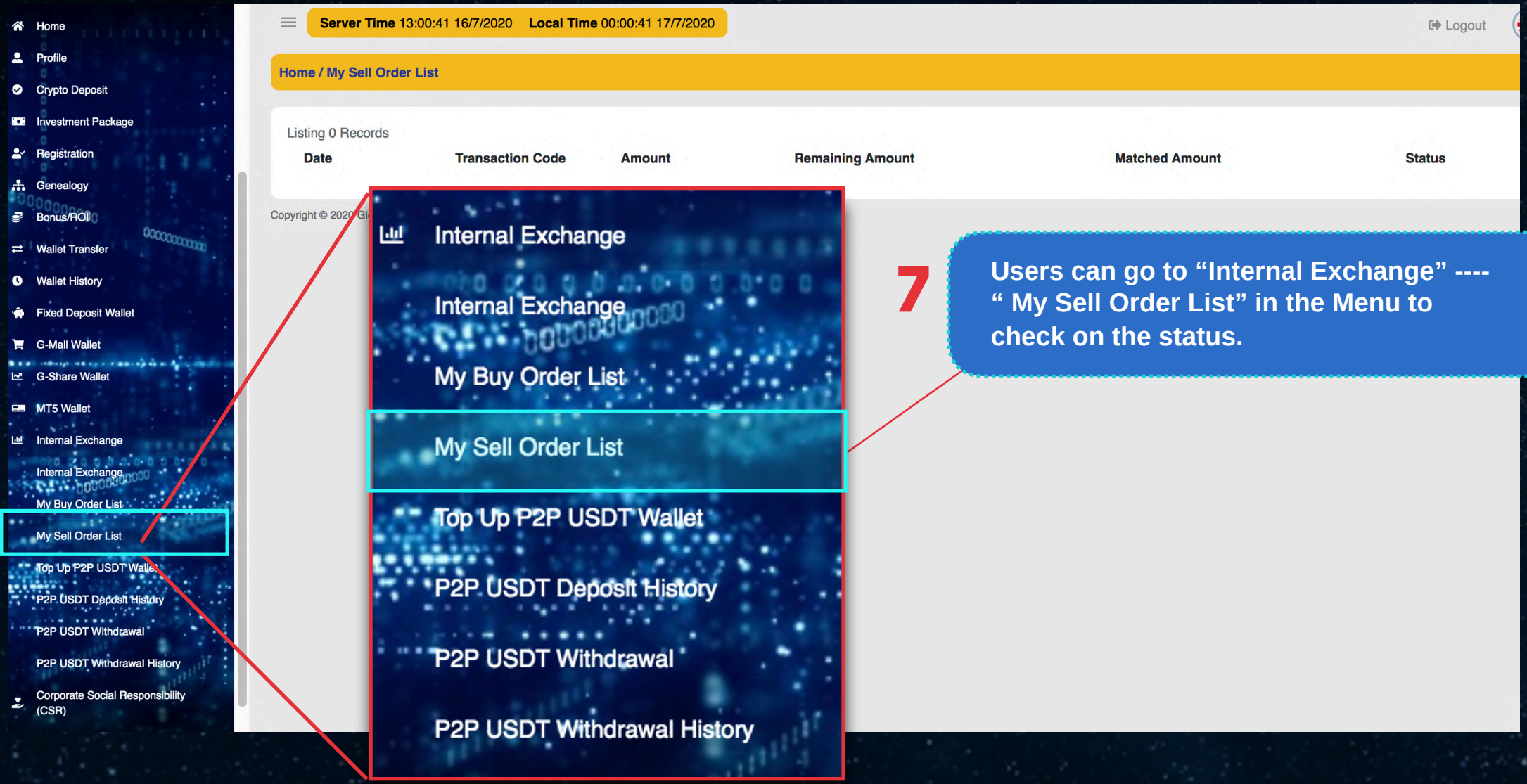

7

Users can go to “Internal Exchange” ---- “ My Sell Order List” in the Menu to check on the status.

P2P USDT Withdrawal Guide

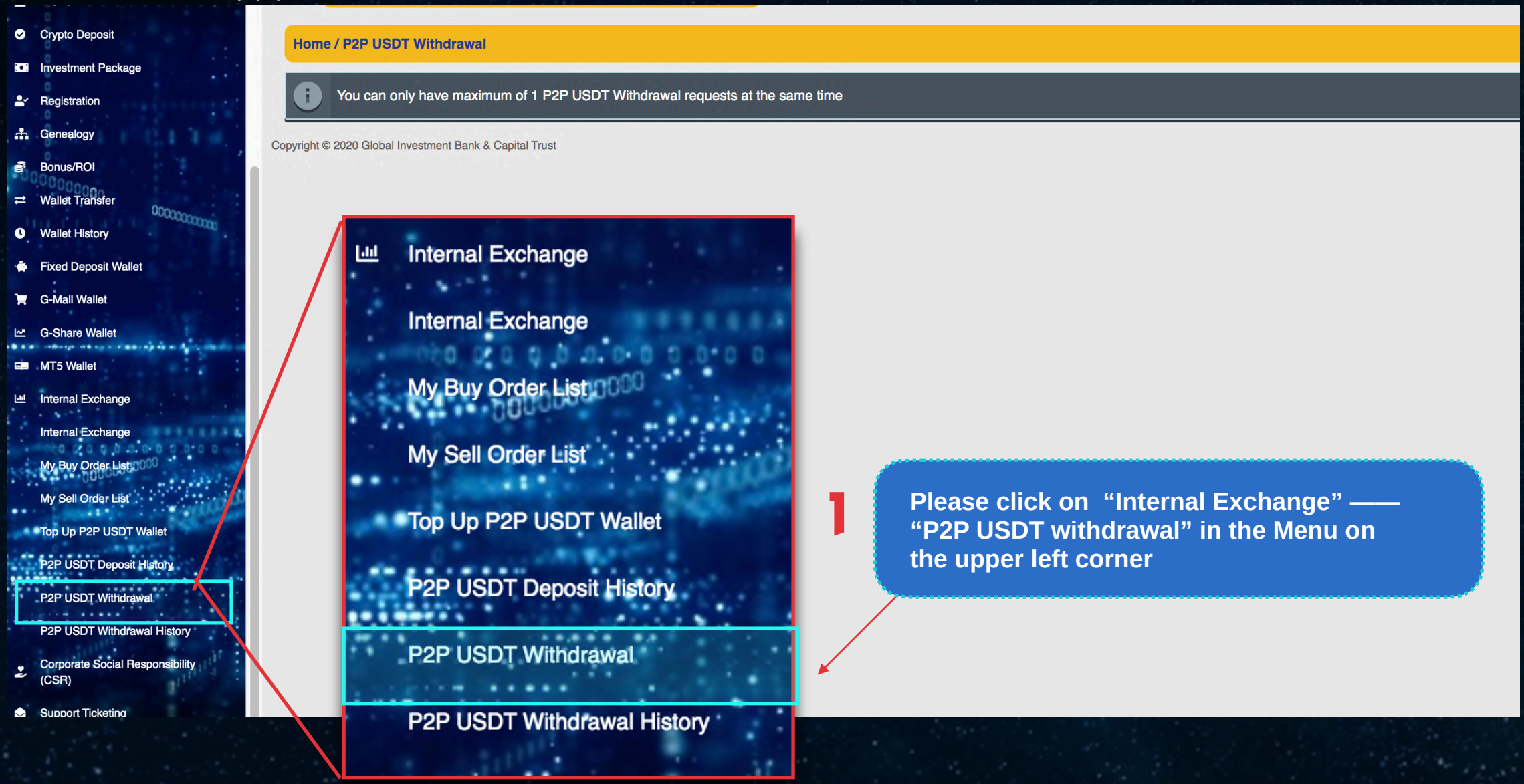

1

Please click on “Internal Exchange” —— “P2P USDT withdrawal” in the Menu on the upper left corner

P2P USDT Withdrawal Guide

GLOBAL INVESTMENT BANK & CAPITAL TRUST

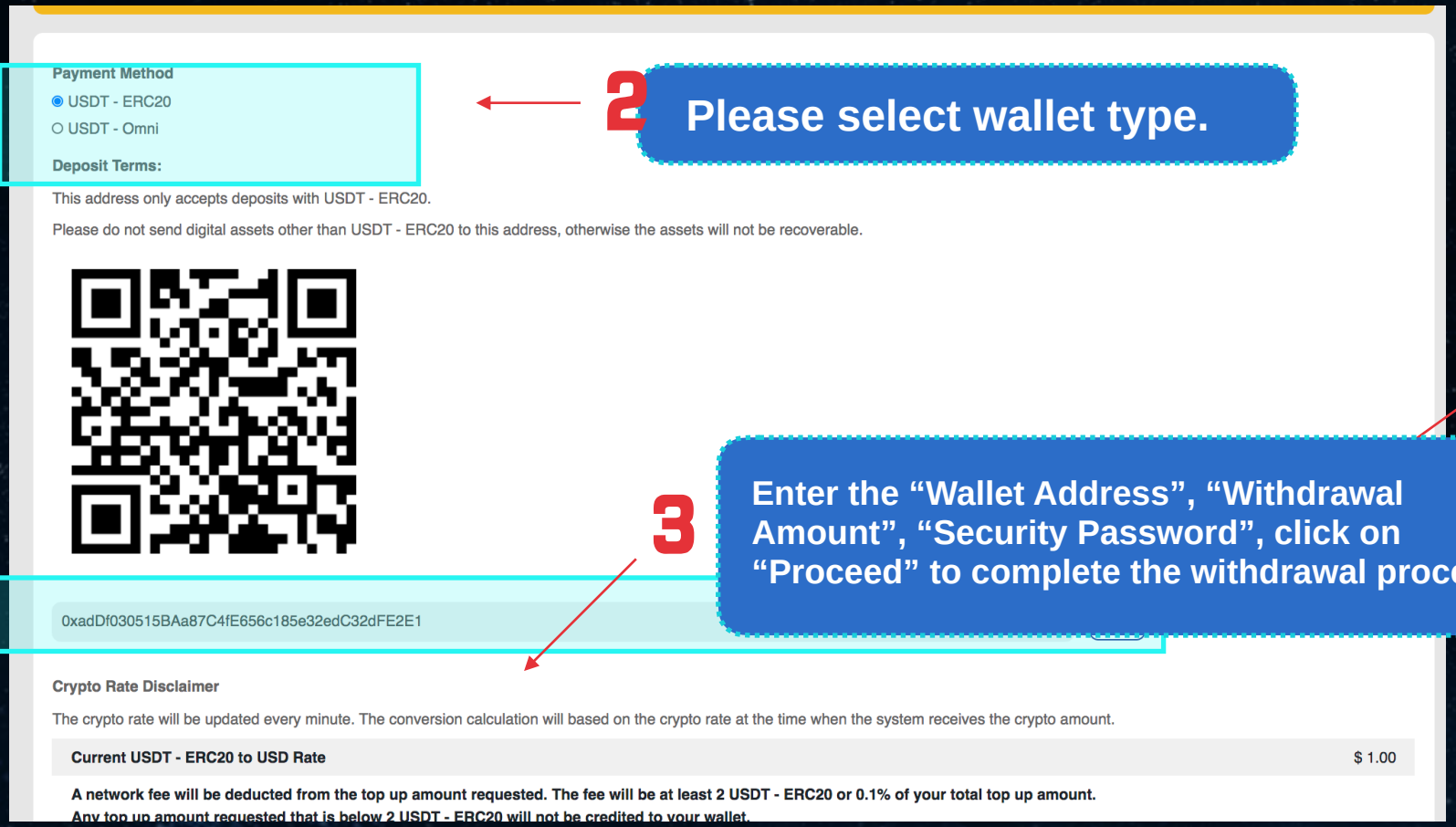

2 Please select wallet type.

3 Enter the “Wallet Address”, “Withdrawal Amount”, “Security Password”, click on “Proceed” to complete the withdrawal process.

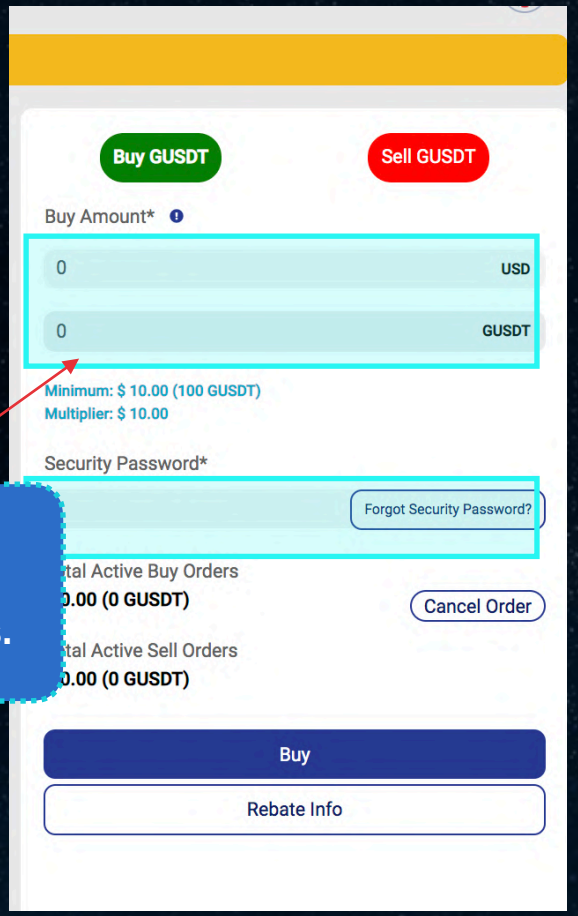

5个工作天内

Normal Investor
Agent
Agency Manager

Are Eligible to Perform Sell Order on P2P ONCE Every T+5 days

Unit Manager
Regional Manager
Global Manager

Are Eligible to Perform Sell Order on P2P ONCE Every T+3 days

After GUSDT™ is successfully sold, USDT will be transferred into GIB USDT Hot Wallet. The users have to enter their USDT wallet address from the exchange platform for withdrawal. Everytime each withdrawal amount max capped at USD5,000 and is on the basis of the exchange procedure between the exchange platforms. The withdrawal period to the user's USDT wallet is T+2 days.

Members Sell Order Limit per Transaction Chart:

Investment Package					
Sell limit per Account	USD1,500	USD2,000	USD2,500	USD4,000	USD5,000

GIB Carries Out a Global Digital Financing Ecosystem in the

“Transparent” “Fair” “Multi-Winning” “Sharing”

Fashion

Inviting You To Join Us In Capitalising on the Digital Era Worth Trillions of Dollars.Become The Early Adopters of This New Technology to Amass Greater Wealth

GLOBAL INVESTMENT
BANK & CAPITAL TRUST

GLOBAL INVESTMENT

BANK & CAPITAL TRUST

GIBank Official Website
https://www.global-investmentbank.com

GIB Prime Brokerage Official Website
https://www.gib.group (Online on 17th July)

GIB Log-in Platform
https://www.gibank.io (Online on 21st July)

GUSDT ™ Official Website
https://www.gusdt.io

AFF Holding Group Official Website
https://www.aff.finance

GLOBAL INVESTMENT
BANK & CAPITAL TRUST
环球投资银行及资本信托

Thank You